



FREEZER COUNTERS

MANUAL OF INSTRUCTIONS FOR USE AND INSTALLATION



MODELS: BMPP1500BT	BMPP2000BT	BMPP2500BT	TABLES: Freezer Counter
---------------------------	-------------------	-------------------	--


BMPP 1500 BT

BMPP 2000 BT

General Strengths

- ✓ **Sanitation.** The interior cabinet is built with rounded corners (extensive radius for easy cleaning). Quick ability to take off shelves and slides for interior cleaning. Each cabinet has a drain at the bottom of the unit. When cleaning the unit make sure the drain hose is routed to a floor drain.
- ✓ **Doors.** Self-closing door system with permanent pressure. Stay open feature included when door remains open after 95 degrees. All doors include triple chamber door gaskets, easy to remove and snap in. Doors are field reversible.
- ✓ **Control systems.** Higher precision in managing temperature settings. Greater ability to adjust of temperature ranges as per the end user's requirement.
- ✓ **100% Tested.** All condenser units are tested 100%, in helium chambers to refrigerant leak detections.
- ✓ **Certified.** AENOR audited and certified by internationally recognized firm. ISO 9001:2008 (Quality); ISO 14001:2004 (Environmental); OSHAS 18001:2007 (Prevention and Worker Safety). Audited and Certified by **INTERTEK** for compliance with UL 471 and NSF 7.

MODELS	Dimensions (mm)			Nº Doors	Nº Shelves	Chamber Volume (L)	Gross Volume (L)	Regimen Temp. (°C)	Power (W)	Ref.	Ref. Weight (gr.)	Net Weight (Kg.)
	Width	Depth	High									
BMPP1500BT	1468	600	850	2	1	245	750	-18 °C	627	R404A	425	121
BMPP2000BT	1960	600	850	3	1	385	1000	-18 °C	847	R404A	500	156
BMPP2500BT	2452	600	850	4	1	525	1250	-18 °C	771	R404A	550	215

WE RESERVE THE RIGHT TO CHANGE SPECIFICATIONS WITHOUT PRIOR NOTICE

MODELS: BMPP1500BT	BMPP2000BT	BMPP2500BT	TABLES: Freezer Counter
---------------------------	-------------------	-------------------	--

STANDARD FEATURES

➤ Exterior

- AISI 304 Series Stainless Steel, back of galvanized metal plate
- Completely injected compact structure.
- Adjustable legs up to 200 mm, allowing total unit height of 900 mm.
- Worktop with sanitary backsplash of 100 mm and 50 mm of thickness.

➤ Interior

- AISI 304 Series Stainless Steel.
- Wide rounded corners to aid cleaning.
- Drain inside the cabinet.

➤ Doors

- Doors with integrated handle and blocked opening hinge.
- Interior of door inserted with a triple chamber door gasket easy to remove.
- Possibility of changing the opening sense of the doors.
- Heated door frame to avoid accumulation of ice.
- Door clearance of 375x526 mm.

➤ Insulation

- Insulation by free CFC's polyurethane foam high-pressure injected with density 40 Kg/m³.
- Zero ODP and Low GWP.

➤ Shelves

- (1) interior shelf per door of 325x430 mm.
- Guides and shelves easy to take off for cleaning.

➤ Refrigeration

- Temperature and defrost regulated by a digital controller.
- System of ventilated condensation *INFRICOOL*®.
- System of Forced Evaporation.
- Evaporative pan-stainless steel.
- Evaporator coil coated with anti-corrosion material.
- Condensing unit with sliding guides for its extraction at 3/4 parts.
- Hot gas defrost.
- Expansion valve.
- Climate class 4 (30°C, 55HR).

➤ Electrical

- Electrical connection: 220 V / 1 ph / 50 Hz



OPTIONAL

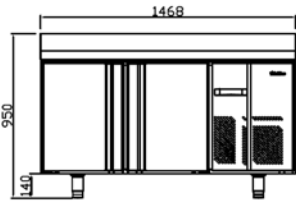
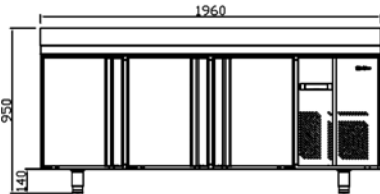
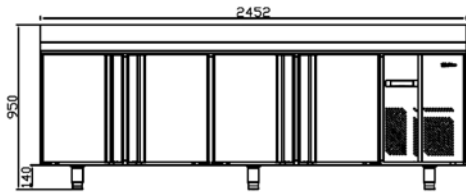
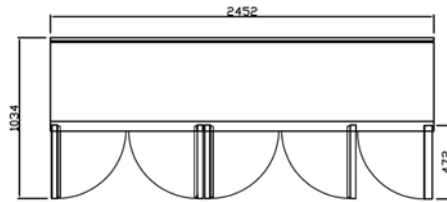
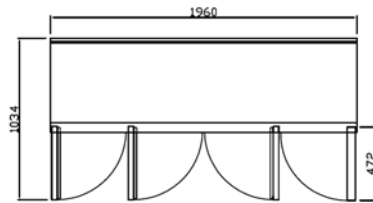
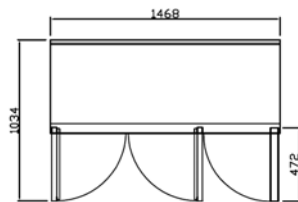
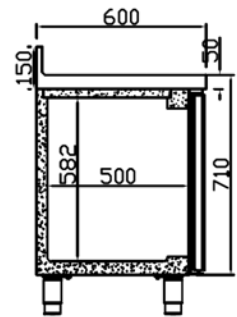
- | | |
|---|---|
| <input type="checkbox"/> Wire shelf, | <input type="checkbox"/> Tropicalized to 43°, |
| <input type="checkbox"/> Set of guides, | <input type="checkbox"/> Electrical connection 220 V / 1 ph / 60 Hz., |
| <input type="checkbox"/> Lock, | <input type="checkbox"/> Electrical connection 115 V / 1 ph / 60 Hz. |

MODELS	Dimensions Palletizing (mm)			Crated Weight (Kg.)	Comp. (HP)	Freezing Power (Kg/24h)	Cooling Power (W to -30°C)	Cons. (kWh/24h)	Inten. (A)	Level Noise (dB)	Container 20'/40'/40'HC	Trailer
	Width	Depth	High									
BMPP1500BT	1520	660	990	131	1/3	0,7	258	6,17	3,56	54,9	24 / 50 / 50	58
BMPP2000BT	2010	660	990	168	3/8	1	353	8,33	4,38	51,9	16 / 34 / 34	40
BMPP2500BT	2500	660	990	230	1/2	1,8	452	7,59	4,81	56,3	12 / 24 / 24	30

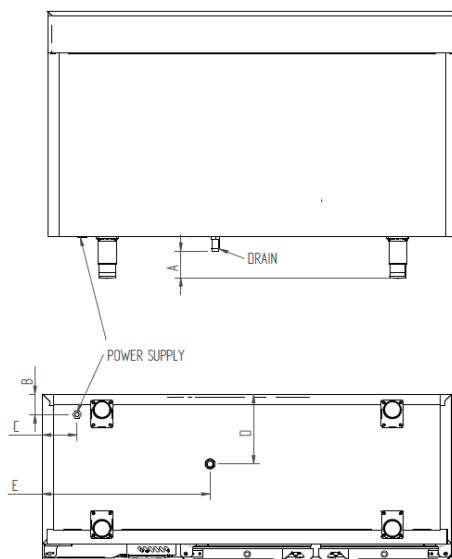
WE RESERVE THE RIGHT TO CHANGE SPECIFICATIONS WITHOUT PRIOR NOTICE

MODELS: BMPP1500BT	BMPP2000BT	BMPP2500BT	TABLES: Freezer Counter
---------------------------	-------------------	-------------------	------------------------------------

PLAN VIEW

ELEVATION

BMPP 1500 BT

BMPP 2000 BT

BMPP 2500 BT
PLAN VIEW

RIGHT VIEW

BMPP _ BT

CONNECTIONS



MODELS	A (mm)	B (mm)	C (mm)	D (mm)	E (mm)
BMPP1500BT	98	73	124,5	250	601
BMPP2000BT	98	73	124,5	250	601
BMPP2500BT	98	73	124,5	250	601

Review: 01 Date: 19/07/2013

WE RESERVE THE RIGHT TO CHANGE SPECIFICATIONS WITHOUT PRIOR NOTICE