

# 1000-BQ2/192

## HOT HOLDING BANQUET CARTS



- HALO HEAT . . . a controlled, uniform heat source that gently surrounds food for better appearance, taste, and longer holding life.
- Close temperature tolerance and even heat application provides even heat from top to bottom – side to side.
- Holds preplated food fresh, flavorful, and hot.
- No moisture pans, water or canned heat needed.
- Designed to adapt to any type of banquet holding:
  - Covered plates, stacked
  - Covered or uncovered plate carriers
  - Accepts trays for banquet service
  - Additional shelves for full-size and half-size pans (gastronorm pans)
- Non-magnetic stainless steel interior resists corrosion.
- Full perimeter, wall-friendly bumper, transport handles, and heavy duty casters.

Stainless steel exterior with two (2) doors and transport handles on each end of the cart. Two side-by-side vertical compartments, each individually controlled with an ON/OFF power switch; Up and Down Arrow Keys with a temperature range of 60° to 200°F (16° to 93°C); heat indicator light; temperature display key, and digital display. Eight (8) chrome plated wire shelves are included. A full-perimeter, wall-friendly bumper is included, along with six (6) 6" (152mm) heavy duty casters, 2 rigid and 4 swivel with brake. The 120 V.A.C. cabinet includes one (1) high/low power switch and two (2) electrical cords with plug.

**Flexible choice of preplated meal service:** This banquet cart will also hold covered meals without plate carriers. Additional shelves will equip cart to hold preplated meals without covers, trays, and bulk food items in pans.

**MODEL 1000-BQ2/192:** Mobile banquet cart with capacity of 192 meals (10" covered plates)

### FACTORY INSTALLED OPTIONS

- ➔ Specify Voltage:
- 120
  - 208-240
  - 230



ANSI/NSF 4

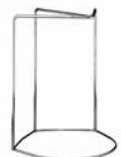


### SPECIAL INFORMATION:

- Plate covers are not furnished.
- Plate carriers are optional.
- Since plates and plate covers vary in size, cabinet may not hold maximum quantity of meals specified.



DC-2868



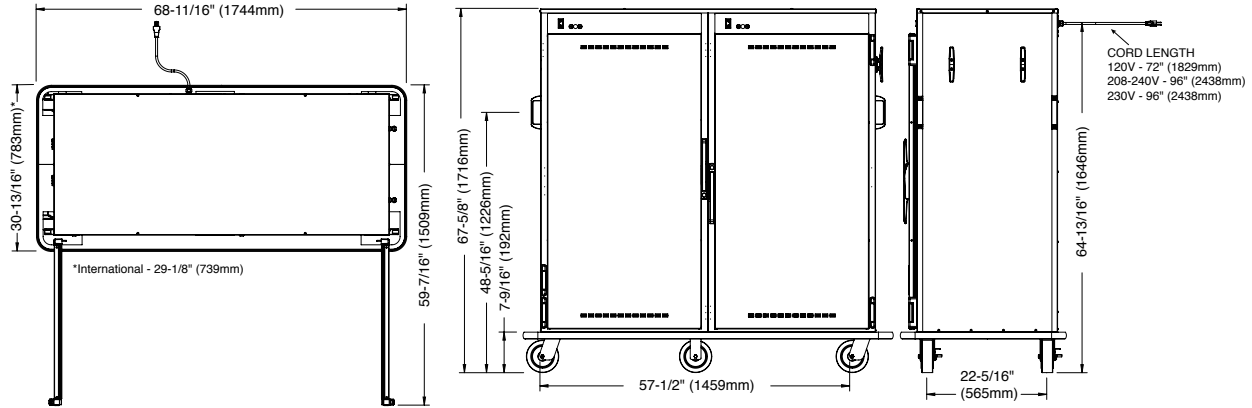
DC-2869



W164 N9221 Water Street • P.O. Box 450 • Menomonee Falls, Wisconsin 53052-0450 • U.S.A.

PHONE: 262.251.3800 800.558.8744 U.S.A./CANADA FAX: 262.251.7067 800.329.8744 U.S.A. ONLY

[www.alto-shaam.com](http://www.alto-shaam.com)







<b>DIMENSIONS: H x W x D</b>	
<b>EXTERIOR:</b>	67-5/8" x 68-11/16" x 30-13/16" (1716mm x 1744mm x 783mm)
<b>INTERIOR PER DOOR OPENING:</b>	52-7/8" x 28-1/4" x 25-1/2" (1342mm x 717mm x 647mm)

<b>WEIGHT</b>	
<b>NET</b>	618 lbs (280 kg)
<b>SHIP</b>	750 lbs (340 kg)
<b>CARTON DIMENSIONS: (L x W x H)</b>	
73" x 33" x 75" (1803mm x 813mm x 1854mm)	

<b>INSTALLATION REQUIREMENTS</b>	
Cart must be installed level. It must not be installed in any area where it may be affected by steam, grease, dripping water, high temperatures, or any other severely adverse conditions.	

<b>CLEARANCE REQUIREMENTS</b>	
Full perimeter bumper accommodates all clearance requirements.	

<b>ELECTRICAL</b>						
VOLTAGE	PHASE	CYCLE/HZ	AMPS	kW	CORD & PLUG INCLUDED	
120 (AGCY)	1	60	24.0	2.9	 NEMA 5-20P 20A - 125V PLUG	
POWER SWITCH IN LOW POSITION			16.0	1.9		
POWER SWITCH IN HIGH POSITION			25.0 MAX	3.0	 NEMA 5-30P 30A - 125V PLUG	
208-240 (AGCY)	1	60	13.5	3.3		
at 208			60	11.8	 NEMA 6-15P 15A - 250V PLUG	
at 240			60	13.6		3.3
230 (AGCY)	1	50/60	13.0	3.0	 CEE 7/7 220-230V PLUG	

<b>CAPACITY</b>	
480 lbs (218 kg) MAXIMUM	
VOLUME MAXIMUM: 300 QUARTS (380 LITERS)	
<b>PLATES:</b> (without plate carriers)	
— 8" - 8-3/4" (203mm - 222mm) with covers: 256 (8 per shelf)	
— 9" - 10" (229mm - 254mm) with covers: 192 (6 per shelf)	
— 10-1/4" - 12-3/4" (260mm - 324mm) with covers: 128 (4 per shelf)	
LARGER DIAMETER ITEMS WILL RESULT IN REDUCED PLATE CAPACITIES	
<b>PANS:</b> Full-size and half-size pan combinations (per shelf)	
— 12" x 20" (530mm x 325mm - GN 1/1): 2	
— 12" x 10" (265mm x 325mm - GN 1/2): 4	
ADDITIONAL WIRE SHELVES WITH SUPPORT CLIPS WILL ACCOMMODATE VARIOUS COMBINATIONS OF 2-1/2" (65mm), 4" (100mm) OR 6" (150mm) DEEP PANS	
<b>SHELF CAPACITY*:</b>	
— Shelves maximum: 32      SPACING ON CENTERS 3-5/32" (80mm)	

<b>OPTIONS &amp; ACCESSORIES</b>	
<input type="checkbox"/> <b>Plate Carriers, chrome plated</b> (EACH HOLD 4 PREPLATED MEALS) <input type="checkbox"/> <b>Uncovered "P" Carriers</b> <b>DC-2868</b> Plate dia: 10" (254mm) max. • 7-3/4" (197mm) min. Vertical rung spacing: 2-5/8" (67mm) CAPACITY: 48 CARRIERS, 192 PREPLATED MEALS <input type="checkbox"/> <b>Covered "C" Carriers</b> <b>DC-2869</b> Plate dia: 9-3/4" (248mm) max. • 7-3/4" (197mm) min. Vertical clearance between top and bottom carrier: 11-5/8" (295mm) CAPACITY: 48 CARRIERS, 192 PREPLATED MEALS	<input type="checkbox"/> <b>Plate Carriers, chrome plated</b> (EACH HOLD 4 PREPLATED MEALS) <input type="checkbox"/> <b>Uncovered "EP" Carriers</b> <b>DC-23580</b> Plate dia: 12-1/2" (318mm) max. • 9-1/2" (241mm) min. Vertical rung spacing: 2-5/8" (67mm) CAPACITY: 32 CARRIERS, 128 PREPLATED MEALS <input type="checkbox"/> <b>Covered "EC" Carriers</b> <b>DC-23676</b> Plate dia: 12-1/2" (318mm) max. • 9-1/2" (241mm) min. Vertical clearance between top and bottom carrier: 11-5/8" (295mm) CAPACITY: 32 CARRIERS, 128 PREPLATED MEALS
<input type="checkbox"/> <b>Door Lock with Key</b> <b>LK-22567</b> <input type="checkbox"/> <b>Shelf Support</b> (2 required for each shelf) <b>1061</b> <input type="checkbox"/> <b>Shelf Support Clip</b> (1 required for each shelf) <b>11533</b> <input type="checkbox"/> <b>Wire Shelf, chrome plated</b> <b>SH-2835</b>	<input type="checkbox"/> <b>Security Devices</b> <b>5013816</b> Includes tamper-proof screws, control panel security cover, and door lock