

CATER-MIX

Spindle Drink Mixer - Instruction Manual

Model: CK0097



Caterkwik Ltd

The Lakeland Catering Centre
Newlands
Ulverston
Cumbria
LA12 7QQ

01229 480001

info@caterkwik.co.uk





Introduction

Introduction

Thank you for purchasing the Cater-Mix CK0097 high performance spindle drink mixer. In order to ensure safe operation please read this manual carefully to fully understand the features, installation & operational details of this equipment.



WARNING!

This appliance is NOT intended for use by children, people with reduced physical, sensory or mental capabilities or lack of experience unless supervised by a person responsible for their safety.

Plug into a grounded outlet.

Do not use an adaptor.

Disconnect the power before cleaning or servicing and before removing or installing or removing the agitator.

Do not spray or submerge the mixer.

Always use a metal container when mixing.

Do not put utensils in the mixer while operating.

Do not allow the agitator to touch the container sides.


Do not operate any appliance with a damaged cord or plug or if the appliance has malfunctioned or is damaged.

If the supply cord is damaged it must be replaced by a qualified engineer.



Safety Instruction

Electric Shock Hazard



Disconnect the power before cleaning mixer.
Do not remove ground.
Do not use an adaptor or an extension cord.
Failure to follow these instructions can result in electric shock or death.

Cut Hazard



Disconnect the power before installing or removing the agitator.
Always use a metal container when mixing.
Do not put your hands or utensils in the metal container when mixing.
Failure to follow these instructions can result in serious injury.



To avoid damage, never lift the mixer by the shaft.

Sanitizing

1. Fill the container with sanitizing solution. Position the container properly on the mixer and run on low speed for 1 minute.
2. Remove the container and empty the sanitizing solution.
3. Rinse the container.
4. To dry, run the mixer on low speed for 30 seconds with the empty container in place.

The container and agitator can be washed in a dishwasher.

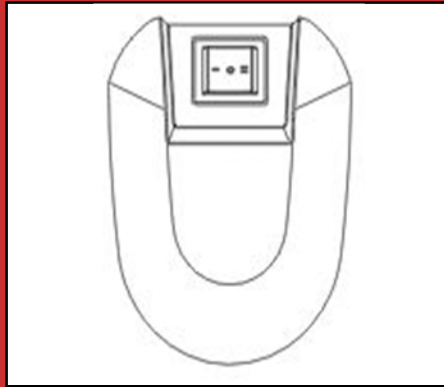


Operation

1.



2.



3.



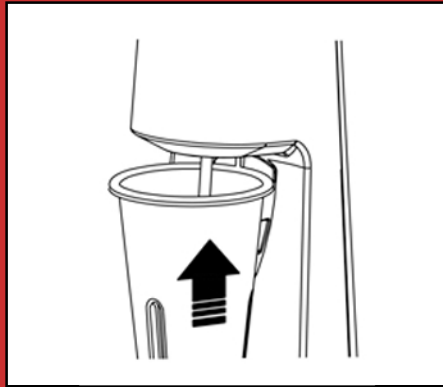


Cleaning

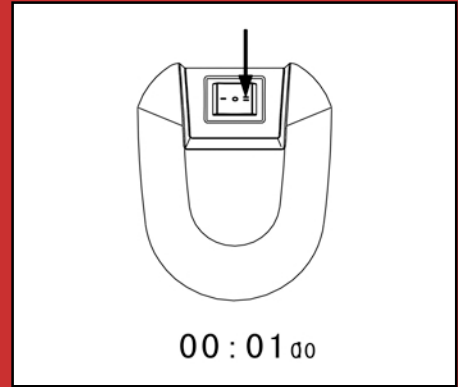
1.



2.



3.



4.



5.





Disposal



Correct Disposal Of This Product

This marking indicates that this product should not be disposed of with other household wastes. To prevent possible harm to the environment or human health from uncontrolled waste disposal, recycle it responsibly to promote sustainable reuse of material resources. To return the appliance for correct disposal contact Caterkwik Returns Department on 01229 480001.

Feedback

At Caterkwik we value your feedback. If you have any comments or suggestions we would like to hear from you. Call our customer service team on 01229 480001 or email info@caterkwik.co.uk.