

# THERMOS & THERMOS OFFICE

## Filter Coffee

### Versions

- Thermos M
- Thermos Office
- Thermos M TK-Series
- Thermos Office TK-Series
- Thermos A
- Thermos A TK-Series

### Original Line

#### Thermos M/A

With Thermos you brew your coffee directly into a practical 2,2 litre air pot. Handy when you need to keep the coffee warm as well as retain its taste and aroma. Remove the thermos from the coffee brewer and position it where you want the coffee to be served. This coffee brewer is available with either manual or automatic water filling.

#### Features

- 2.2 l in < 8 minutes.
- 15 l/h.
- Manual water filling both models.
- Digital display (only available on automatic version).
  - Cup number settings (from 4 to 15 cups).
  - Alarm when coffee is ready.



Thermos M



Thermos A



Thermos Office

#### Thermos Office

A small, flexible machine with manual water refilling. Brews coffee directly through the lid into a 1.9 litre thermos, which facilitates handling and serving.

#### Features

- 1.9 l in < 6 minutes.
- 15 l/h.
- Manual water filling.

### ThermoKinetic SERIES

#### Description

Our new coffee brewers use the kinetic energy generated by the air introduced into the boiler, thus increasing or decreasing the temperature of the water inside the boiler and, in consequence, the water which is poured into the brewing basket. The air supply accuracy, together with a specific PID Control (proportional, integral and derivative) which predicts how the system is reacting, consistently provide the right water temperature in contact with the coffee.

#### Advanced feature

- ECBC Approved
- Sophisticated combination of temperature control systems, PID included.\*
- Efficient water contact timings in the filter gasket.
- Improved TDS rate and a genuine, exceptional taste.



Thermos M TK-Series



Thermos A TK-Series



Thermos Office TK-Series






(\*) Patent applied

THERMOS & THERMOS OFFICE

## Technical specifications



	Thermos Office	Thermos M	Thermos A
	Thermos Office TK-Series	Thermos M TK-Series	Thermos A TK-Series
<b>Height, width, depth</b>	428, 205, 410 mm 17, 8, 16"	557, 205, 410 mm 22, 8, 16"	557, 205, 410 mm 22, 8, 16"
<b>Weight</b>	6.4 kg   14.1 lb	7.9 kg   17.4 lb	8.5 kg   18.7 lb
<b>Power ratings</b>	220-230V 2200W 50-60Hz	220-230V 2200W 50-60Hz	220-230V 2200W 50-60Hz
<b>Water connection</b>	-	-	Cold water 1/2" R
<b>Water refill</b>	Manual	Manual	Manual/Automatic
<b>Hot plates</b>	-	-	-
<b>Decanter/Thermos</b>	1.9 l Thermos	2.2 l Pump thermos	2.2 l Pump thermos
<b>Capacity</b>	15l/h	15l/h	15l/h
<b>Brew time</b>	< 6 min	< 8 min	< 8 min
<b>ECBC Approved</b>	No  ✓	No  ✓	No  ✓

### Standard Features

**All models:**

- Manual water filling

**Automatic models:**

- Automatic water filling
- Electronic timer
- Adjustable brewing volume, 4-15 cups

### Supplied Accessories

- 25 pcs filter paper
- 1,5 metre connection hose (only Thermos A)
- 1 Thermos
- Cleaning brush (only Thermos M & A)
- Pitcher (only Thermos M & A)

**NOTE:** Please check your regional price list for available versions/options and part numbers.

Combine your brewer with Grinder Original to be able to adjust the grinding for perfect brewing extraction to get optimal quality and taste of the coffee.



**INSTALLATION NOTE:** Please refer to the User Manual and the Technical Manual.

Welbilt reserves the right to make changes to the design or specifications without prior notice.