

INSTRUCTIONS

MODELS: CZP EP AT 20S, CZP EP AT 40S

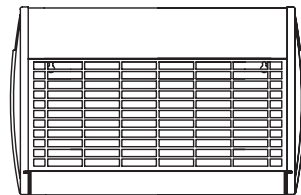
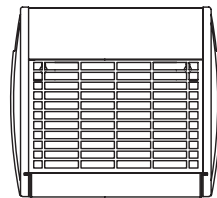
CATERZAP

manufactured by **MECHLINE**

Thank you for purchasing your CaterZap product.

MODEL: **CZP EP AT 20S**
FINISH: Stainless Steel
RANGE OF ACTION: 40Sq M
INPUT: 220V~240V /50Hz
POWER: 16W
BULB TYPE: 1x13W E27

MODEL: **CZP EP AT 40S**
FINISH: Stainless Steel
RANGE OF ACTION: 80Sq M
INPUT: 220V~240V /50Hz
POWER: 29W
BULB TYPE: 2x13W E27




GENERAL: The electronic insect killer utilises UV-B, which is proven to be the most effective lure for light-sensitive flying insects, such as flies, moths, mosquitoes, etc. These insects are electrocuted by the electrically-charged metal grids. There are no chemicals, no smells, no sprays and no mess. The fly killer is pollution-free and harmless to humans and pets. It is ideal for use in houses, factories, food outlets, cold rooms, hospitals and other places. Indoor use only.



PRECAUTIONS

1. High voltage! Disconnect power before repairing or cleaning.
 2. Hang or mount in a safe place and away from children.
 3. Never put metal objects inside the grids while in operation.
 4. Keep away from flammable materials.
 5. Check the voltage before operating. Confirm it is correct for the requirements of the fly killer.
 6. If damaged, supply cords must be repaired or replaced by a qualified technician.
 7. The insect killer cannot be used in garages, stables or similar places.
 8. Clean the collection tray regularly.
 9. When replacing the tray it is important that it is firmly closed. PUSH until tray safety microswitch aligns with a CLICK. The device is now activated.
 9. Use caution when handling. Beware of possible sharp edges.
10. **If the bulb(s) supplied with the unit has a clear plastic sheath around it, DO NOT attempt to remove it. It is integral to the bulb and should not be removed.**
11. **Bulbs must be replaced after 2 years to ensure optimum performance of the fly killer.** This is due to the natural deterioration of UV light intensity over this time.
12. Wall cladding without UV polymer stabilisers can discolour from UV degradation.

 WARNING: This appliance is not intended for use by persons (including children) with reduced physical, sensory or mental capabilities or lack of experience and knowledge, unless they have been given supervision or instruction concerning use of the appliance by a person responsible for their safety.

MECHLINE DEVELOPMENTS LIMITED | Telephone: +44 (0)1908 261511 | Email: info@mechline.com | Web: www.mechline.com

INSTRUCTIONS

Rev: 08/2020

©2020 All rights reserved. All material on these pages, including and without limitation text, logos, icons, photographs and all other artwork, is copyright material of Mechline Developments Ltd, unless otherwise stated. Commercial use of this material may only be made with the express, prior, written permission of Mechline. This includes material provided by any third party, including material obtained through links to other sites from Mechline's pages or its affiliates and commercial associates. Material and information included are correct at time of print. Intending buyers and users must satisfy themselves as to the suitability and safety of the products for their particular purposes and duties. Dimensions shown in mm unless otherwise stated. Product accreditation may not apply to all products in the relevant range. Please contact Mechline to confirm. Unless otherwise stated, all products carry a warranty of twelve (12) months against manufacturing defect or workmanship on parts with no inclusion for labour or site attendance. [CZ-0004]