







| Machine | Explode | Code | Description |
|--|---------|---|-------------------------------------|
| DB331 - Polar Slush Machine - 1 x 12Ltr Bowl | 1 |  | LED Light Holder |
| DB331 - Polar Slush Machine - 1 x 12Ltr Bowl | 2 | AK635 | LED Light |
| DB331 - Polar Slush Machine - 1 x 12Ltr Bowl | 3 | AK636 | Lid |
| DB331 - Polar Slush Machine - 1 x 12Ltr Bowl | 4 |  | Transparent Cover |
| DB331 - Polar Slush Machine - 1 x 12Ltr Bowl | 5 | AE922 | Bowl |
| DB331 - Polar Slush Machine - 1 x 12Ltr Bowl | 6 |  | Handle Seat |
| DB331 - Polar Slush Machine - 1 x 12Ltr Bowl | 7 | AL193 | Spring of Tap |
| DB331 - Polar Slush Machine - 1 x 12Ltr Bowl | 8 | AK637 | Pin of Handle |
| DB331 - Polar Slush Machine - 1 x 12Ltr Bowl | 9 | | Nut of Pin |
| DB331 - Polar Slush Machine - 1 x 12Ltr Bowl | 10 | AK638 | Handle |
| DB331 - Polar Slush Machine - 1 x 12Ltr Bowl | 11 |  | Top Panel |
| DB331 - Polar Slush Machine - 1 x 12Ltr Bowl | 12 | AK639 | Lever of Tap |
| DB331 - Polar Slush Machine - 1 x 12Ltr Bowl | 13 | AK640 | Seal of Tap |
| DB331 - Polar Slush Machine - 1 x 12Ltr Bowl | 14 |  | Water Guider |
| DB331 - Polar Slush Machine - 1 x 12Ltr Bowl | 15 |  | Frame |
| DB331 - Polar Slush Machine - 1 x 12Ltr Bowl | 16 | AL192 | Feet (set 4) |
| DB331 - Polar Slush Machine - 1 x 12Ltr Bowl | 17 |  | Side Panel Guard |
| DB331 - Polar Slush Machine - 1 x 12Ltr Bowl | 18 |  | Left Handed Side Panel |
| DB331 - Polar Slush Machine - 1 x 12Ltr Bowl | 19 | AK641 | Drain Pipe |
| DB331 - Polar Slush Machine - 1 x 12Ltr Bowl | 19 | AK642 | Outer Drainage Tube |
| DB331 - Polar Slush Machine - 1 x 12Ltr Bowl | 19 | AK643 | Inner Drainage Tube |
| DB331 - Polar Slush Machine - 1 x 12Ltr Bowl | 20 |  | Front Plate |
| DB331 - Polar Slush Machine - 1 x 12Ltr Bowl | 21 | AK644 | Lid of Water Tray |
| DB331 - Polar Slush Machine - 1 x 12Ltr Bowl | 22 | AK645 | Float Indicator |
| DB331 - Polar Slush Machine - 1 x 12Ltr Bowl | 23 | AK646 | Drip Tray |
| DB331 - Polar Slush Machine - 1 x 12Ltr Bowl | 24 | AK943 | Auger |
| DB331 - Polar Slush Machine - 1 x 12Ltr Bowl | 25 | AK944 | Seal of Auger |
| DB331 - Polar Slush Machine - 1 x 12Ltr Bowl | 26 |  | Seal of Axis |
| DB331 - Polar Slush Machine - 1 x 12Ltr Bowl | 27 |  | Washer of Axis |
| DB331 - Polar Slush Machine - 1 x 12Ltr Bowl | 28 | AL191 | Probe of Liquid |
| DB331 - Polar Slush Machine - 1 x 12Ltr Bowl | 29 |  | Seal of Evaporator |
| DB331 - Polar Slush Machine - 1 x 12Ltr Bowl | 30 |  | Evaporator/Cooling Tower |
| DB331 - Polar Slush Machine - 1 x 12Ltr Bowl | 31 |  | Seat of Evaporator (Front) |
| DB331 - Polar Slush Machine - 1 x 12Ltr Bowl | 32 |  | Seat of Evaporator (Inner) |
| DB331 - Polar Slush Machine - 1 x 12Ltr Bowl | 33 |  | Axis |
| DB331 - Polar Slush Machine - 1 x 12Ltr Bowl | 34 |  | Connector of Axis |
| DB331 - Polar Slush Machine - 1 x 12Ltr Bowl | 35 |  | Seat of Evaporator (Back) |
| DB331 - Polar Slush Machine - 1 x 12Ltr Bowl | 36 |  | Fixed Panel of Brushless DC Motor |
| DB331 - Polar Slush Machine - 1 x 12Ltr Bowl | 37 |  | Driver of Brushless DC Motor |
| DB331 - Polar Slush Machine - 1 x 12Ltr Bowl | 38 | AK647 | Gear-old version |
| DB331 - Polar Slush Machine - 1 x 12Ltr Bowl | 38 | AL226 | Gear-After 5122027-UK |
| DB331 - Polar Slush Machine - 1 x 12Ltr Bowl | 40 | AG679 | Brushless DC Motor-old version |
| DB331 - Polar Slush Machine - 1 x 12Ltr Bowl | 40 | AL227 | Brushless DC Motor-After 5122027-UK |
| DB331 - Polar Slush Machine - 1 x 12Ltr Bowl | 41 |  | Back Panel |
| DB331 - Polar Slush Machine - 1 x 12Ltr Bowl | 42 |  | Support of Back Panel |

| | | | |
|--|----|---|------------------------------------|
| DB331 - Polar Slush Machine - 1 x 12Ltr Bowl | 43 |  | Support of Frame |
| DB331 - Polar Slush Machine - 1 x 12Ltr Bowl | 44 |  | Installation Panel of Power Supply |
| DB331 - Polar Slush Machine - 1 x 12Ltr Bowl | 45 |  | Power Supply |
| DB331 - Polar Slush Machine - 1 x 12Ltr Bowl | 46 | AK649 | Controller & Suction probe |
| DB331 - Polar Slush Machine - 1 x 12Ltr Bowl | 47 | AK652 | Control Panel |
| DB331 - Polar Slush Machine - 1 x 12Ltr Bowl | 48 | AK655 | Sticker of Control Panel |
| DB331 - Polar Slush Machine - 1 x 12Ltr Bowl | 49 |  | Right-Handed Side Panel |
| DB331 - Polar Slush Machine - 1 x 12Ltr Bowl | 50 | AK658 | Condenser |
| DB331 - Polar Slush Machine - 1 x 12Ltr Bowl | 51 | AK047 | Filter |
| DB331 - Polar Slush Machine - 1 x 12Ltr Bowl | 53 |  | Cover for Condenser Motor |
| DB331 - Polar Slush Machine - 1 x 12Ltr Bowl | 54 | AG630 | Electronic Expansion Valve&Coil |
| DB331 - Polar Slush Machine - 1 x 12Ltr Bowl | 55 | AK661 | Compressor (R290) |
| DB331 - Polar Slush Machine - 1 x 12Ltr Bowl | 56 | AK664 | Plug |
| DB331 - Polar Slush Machine - 1 x 12Ltr Bowl | 57 |  | Evaporator Fan-From 5121644-UK |