



## **DOMINATOR**PLUS

# E3101P OTC Six Hotplate Oven Range

### Key features

- Pressed hob with six fast-heating circular hotplates
  - Reduces heat up times and save energy
- Independently controlled hotplates
  - Provides flexibility to chef
- 2/1 compatible fan-assisted oven
  - Even heating across the entire oven chamber
- Oven features glass doors and light
  - Monitor cooking progress without losing heat
- Full width, removable drip tray
  - Easy to remove and keep clean
- Vitreous enamelled oven chamber
  - Easy to clean and to keep clean
- Wide oven temperature range of 100 - 250°C
  - Ideal to prepare a wide variety of food
- Twin oven doors with individual catches
  - Retains heat within the oven chamber
- Oven has 5 shelf positions and allows 2 shelf cooking
  - Versatile, ideal for a wide range of menu items
- Low profile door handles
  - Reduces intrusion into work space
- Laser-etched control icons
  - Permanent, indelible markings

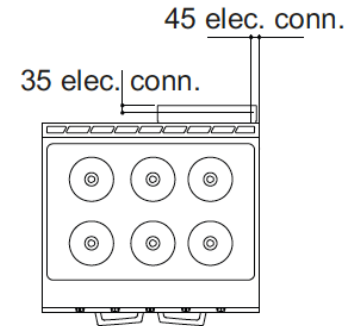
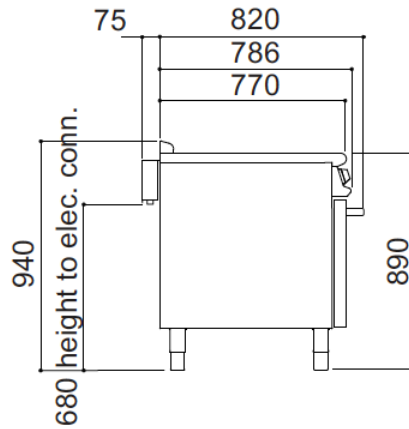
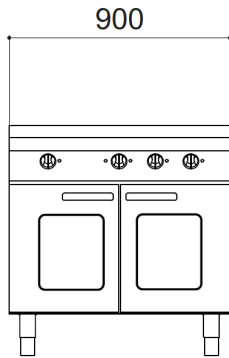
### Accessories

- Fully integrated extended flue
- Splashplate and plateshelf (not for use with extended flue)
- Oven shelf
- Factory fitted, adjustable castors
- Fixed installation kit



### Similar Models

- E3101 OTC 3HP fan-assisted oven range
- E3101 OTC 4HP fan-assisted oven range
- E3101 6HP oven range
- E3101 4HP oven range



Measurements *in mm*

Unit on castors is the same hob height

## Specification *details*

Electrical rating (kW)	18.4	
Electrical supply voltage	400V 3N~	
Minimum electrical supply 400V 3N~ (A)	32	
Electrical current split (A)	L1: 24 L2: 24 L3: 28.3	
Hotplate rating (kW)	2 x 6	
Total oven element rating (kW)	6.4 (2 x 3.2)	
Oven dimensions (w x d x h - mm)	700 x 535 x 430	
Oven shelf (w x d - mm)	700 x 535	
Gastronorm compatibility	2/1	
Weight (kg)	157	
Packed weight (kg)	175	
Packed dimensions (w x d x h - mm)	1000 x 1000 x 1100	
GTIN numbers	On feet	On castors

## Installation notes

Adequate ventilation must be provided to supply sufficient fresh air and to allow easy removal of any such products that may present a risk to health. Please consult current legislation for details that relate to specific locations.

Install unit on a level, fireproof surface in a well-lit position. If floor is made of a combustible material, local fire requirements must be checked to ensure compliance.

A clearance of 150mm should be observed between appliance and any combustible wall.

