



**Electrolux**

## Modular Cooking Range Line 700XP Electric Chip Scuttle

ITEM # \_\_\_\_\_

MODEL # \_\_\_\_\_

NAME # \_\_\_\_\_

SIS # \_\_\_\_\_

AIA # \_\_\_\_\_



**Electrolux**



### Modular Cooking Range Line 700XP Electric Chip Scuttle

**371086 (E7CSPDC000)** Electric chip scuttle top with 1 well

### Short Form Specification

**Item No.** \_\_\_\_\_

Heating via infrared heating elements positioned on the back of the unit. Perforated false bottom GN 1/1 specially shaped for easier food collection. One piece pressed worktop in 1.5 mm thick stainless steel. Easy to use control panel with ON/OFF switch. Exterior panels in stainless steel with Scotch Brite finish. Right-angled side edges to allow flush-fitting junction between units.

### Main Features

- Recommended for use next to a fryer to allow excess oil to drip in the well basin.
- Unit to have infrared heating elements positioned on the back of the unit to keep servings warm until ready to be plated and served.
- Well able to contain 1/1 GN container with a maximum height of 150 mm.
- Easy-to-use control panel.
- Unit supplied with a perforated GN 1/1 false bottom specially shaped for easier food collection.
- All major compartments located in front of unit for ease of maintenance.
- IPX4 water resistance certification.

### Construction

- One piece pressed 1.5 mm work top in Stainless steel.
- All exterior panels in Stainless Steel with Scotch Brite finishing.
- Model has right-angled side edges to allow flush fitting joints between units, eliminating gaps and possible dirt traps.

**APPROVAL:** \_\_\_\_\_



## Optional Accessories

- 4 wheels, 2 swivelling with brake (700/900XP). PNC 206135   
It is mandatory to install with base supports for feet/wheels.
- Support for bridge type system, 800mm PNC 206137
- Support for bridge type system, 1000mm PNC 206138
- Support for bridge type system, 1200mm PNC 206139
- Support for bridge type system, 1400mm PNC 206140
- Support for bridge type system, 1600mm PNC 206141
- Support for bridge type system, 400mm PNC 206154
- Chimney upstand, 400mm PNC 206303
- Right and left side handrails PNC 206307
- Base support for feet or wheels - 400mm (700/900XP) PNC 206366
- Base support for feet or wheels - 800mm (700/900) PNC 206367
- Rear paneling - 600mm (700/900XP) PNC 206373
- Rear paneling - 800mm (700/900) PNC 206374
- Rear paneling - 1000mm (700/900) PNC 206375
- Rear paneling - 1200mm (700/900) PNC 206376
- Frontal handrail 400mm PNC 216046
- Frontal handrail 800mm PNC 216047
- Frontal handrail 1200mm PNC 216049
- Frontal handrail 1600mm PNC 216050
- Large handrail - portioning shelf, 400mm PNC 216185
- Large handrail - portioning shelf, 800mm PNC 216186

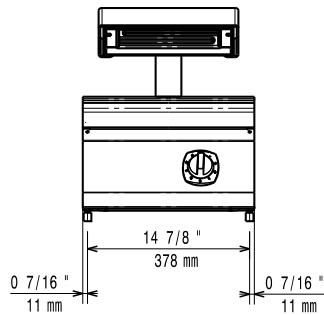




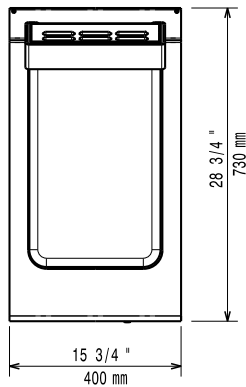
Electrolux

# Modular Cooking Range Line 700XP Electric Chip Scuttle

Front

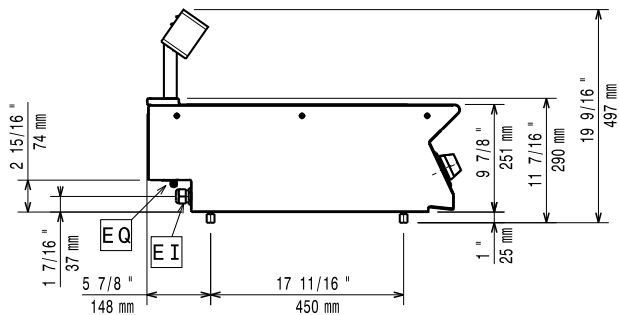


Top



EI = Electrical connection

Side



## Electric

### Supply voltage:

371086 (E7CSPDC000) 230 V/1N ph/50/60 Hz

### Connected load:

1 kW

### Total Watts:

1 kW

## Key Information

**Usable well dimensions (width):** 306 mm

**Usable well dimensions (height):** 156 mm

**Usable well dimensions (depth):** 510 mm

**Net weight:** 20 kg

**Shipping weight:** 30 kg

**Shipping height:** 640 mm

**Shipping width:** 460 mm

**Shipping depth:** 820 mm

**Shipping volume:** 0.24 m<sup>3</sup>

If appliance is set up or next to or against temperature sensitive furniture or similar, a safety gap of approximately 150 mm should be maintained or some form of heat insulation fitted.



Modular Cooking Range Line  
700XP Electric Chip Scuttle

The company reserves the right to make modifications to the products without prior notice. All information correct at time of printing.

2014.06.26