



Electrolux

Modular Cooking Range Line 900XP Electric Chip Scuttle

ITEM # _____
 MODEL # _____
 NAME # _____
 SIS # _____
 AIA # _____



Electrolux



Modular Cooking Range Line 900XP Electric Chip Scuttle

391098 (E9CSPDC000) Electric chip scuttle top with 1 well

Short Form Specification

Item No. _____

Heating via infrared heating elements positioned on the back of the unit. Perforated false bottom GN 1/1 specially shaped for easier food collection. One piece pressed worktop in stainless steel. Easy to use control panel with ON/OFF switch. Exterior panels in stainless steel. Design of control knobs protects against water infiltration.

Main Features

- Typically used in combination with a fryer to allow fried portions to drip excess oil into the well basin.
- The appliance is used to keep servings warm until ready to be served to customer.
- Unit to have infrared heating elements positioned on the back of the unit to increase holding time.
- Well able to contain 1/1 GN container with a maximum height of 150 mm.
- Easy-to-use control panel.
- Unit supplied with a perforated GN 1/1 false bottom specially shaped for easier food collection.
- One-piece pressed working top in 2mm stainless steel with Scotch Brite finish to facilitate cleaning.
- All major compartments located in front of unit for ease of maintenance.
- IPX5 water resistance certification.
- The special design of the control knob system guarantees against water infiltration.

Construction

- All exterior panels in Stainless Steel with Scotch Brite finishing.
- Model has right-angled side edges to allow flush fitting joints between units, eliminating gaps and possible dirt traps.

APPROVAL: _____



Optional Accessories

- Junction sealing kit PNC 206086
- 4 wheels, 2 swivelling with brake (700/900XP). PNC 206135
It is mandatory to install with base supports for feet/wheels.
- Support for bridge type system, 800mm PNC 206137
- Support for bridge type system, 1000mm PNC 206138
- Support for bridge type system, 1200mm PNC 206139
- Support for bridge type system, 1400mm PNC 206140
- Support for bridge type system, 1600mm PNC 206141
- Support for bridge type system, 400mm PNC 206154
- Water column with swivel arm (water column extension not included) PNC 206289
- Chimney upstand, 400mm PNC 206303
- Base support for feet or wheels - 400mm (700/900XP) PNC 206366
- Side handrail-right/left hand PNC 216044
- Frontal handrail 400mm PNC 216046
- Frontal handrail 800mm PNC 216047
- Frontal handrail 1200mm PNC 216049
- Frontal handrail 1600mm PNC 216050
- Large handrail - portioning shelf, 400mm PNC 216185
- Large handrail - portioning shelf, 800mm PNC 216186
- 2 side covering panels for top, d=900mm PNC 216278

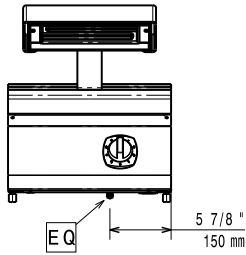




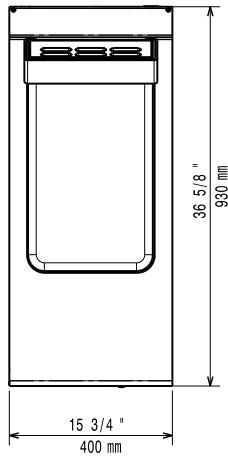
Electrolux

Modular Cooking Range Line 900XP Electric Chip Scuttle

Front

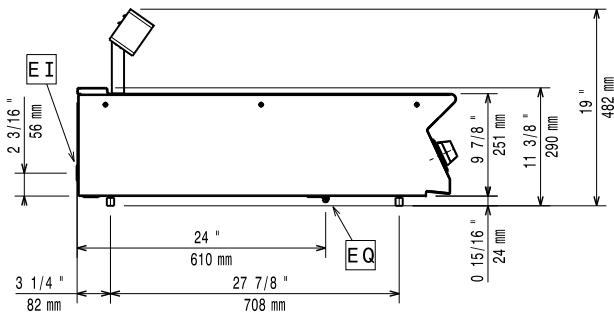


Top



EQ = Electrical connection

Side



Electric

Supply voltage:

391098 (E9CSPDC000) 230 V/1N ph/50/60 Hz

Connected load:

1 kW

Total Watts:

1 kW

Key Information

Usable well dimensions (width): 306 mm

Usable well dimensions (height): 156 mm

Usable well dimensions (depth): 510 mm

Net weight: 28 kg

Shipping weight: 35 kg

Shipping height: 660 mm

Shipping width: 480 mm

Shipping depth: 1020 mm

Shipping volume: 0.32 m³

If appliance is set up or next to or against temperature sensitive furniture or similar, a safety gap of approximately 150 mm should be maintained or some form of heat insulation fitted.



Modular Cooking Range Line
900XP Electric Chip Scuttle

The company reserves the right to make modifications to the products without prior notice. All information correct at time of printing.

2014.06.23