

JADE COUNTER TECHNICAL DATASHEET

JC2 JADE TWO DOOR COUNTER

JC3 JADE THREE DOOR COUNTER

JC4 JADE FOUR DOOR COUNTER



JC2

Dimensions (mm)	External	Internal
Width	1400	870
Depth	700	585
Height	857	600
Door Opening		390
Capacity		
Capacity cu.ft/ltrs		13.2/374

JC3

Dimensions (mm)	External	Internal
Width	1880	1350
Depth	700	585
Height	857	600
Door Opening		390
Capacity		
Capacity cu.ft/ltrs		19.2/545

JC4

Dimensions (mm)	External	Internal
Width	2360	1830
Depth	700	585
Height	857	600
Door Opening		390
Capacity		
Capacity cu.ft/ltrs		25.3/715

KEY FEATURES

- Foodsafe stainless steel exterior and aluminium interior
- Radiused, easy clean, interior based corners
- Self closing doors
- Barrel locked doors
- Magnetic balloon door gaskets with 100% tight seal
- Fitted with 2 of 1/1GN nylon coated wire shelves per section as standard or trayslides to accommodate 1/1GN containers
- Anti-tilt trayslides
- Removable racking system
- Precision injected, high density polyurethane insulation with low GWP (Global Warming Potential) and zero ODP (Ozone Depletion Potential).
- Heavy duty, non-marking swivel castors with brakes
- Removable refrigeration system designed for easy service and maintenance
- CoolSmart controller
- Designed and engineered to operate efficiently up to a 43°C ambient
- Fully automatic air cooled condensing unit
- Defrost water is vaporised using recycled heat from compressor
- High performance helium leak testing
- Connection to third party supervisory communication systems such as BMS is possible using proprietary equipment. Please contact Williams for more information.

OPTIONS

- Slimline 2 and 3 models available - depth of just 500mm - see separate datasheet
- Stainless steel interior
- Additional shelving / trayslides
- Drawer banks (2 or 3) refer to page 3 for configurations available*
- Raised pan holder
- Screw on splash-back
- Adjustable legs in lieu of castors (add 10mm)
- Wells - full / standard / special



JADE COUNTERS TECHNICAL DATA

	HJC2	MJC2	LJC2	HJC3	MJC3	LJC3	HJC4
Temperature (°C)	+1/+4°C	-2/+2°C	-18/-22°C	+1/+4°C	-2/+2°C	-18/-22°C	+1/+4°C
Climate Class	Class 5 (40°C)	Class 4 (30°C)	Class 4 (30°C)	Class 5 (40°C)	Class 4 (30°C)	Class 4 (30°C)	Class 5 (40°C)
Power Supply	230V/50Hz/1Ph						
Fuse (Amps)	13	13	13	13	13	13	13
Defrost	Automatic Off Cycle	Automatic Electric	Automatic Hot Gas	Automatic Off Cycle	Automatic Electric	Automatic Hot Gas	Automatic Off Cycle
Noise level (dBA)	63	63	61	63	63	61	63
Fittings							
Shelves	4	4	4	6	6	6	8
Trayslides per door	4	4	4	4	4	4	4

Electrical / Energy Data - Standard Refrigerant

	R290	R290	R290	R290	R290	R290	R290
Refrigerant	R290	R290	R290	R290	R290	R290	R290
Energy Efficiency Class	A	A	D	A	B	D	B
Energy Consumption (kW / 24hrs)**	1.43	1.47	5.63	1.69	2.27	7.23	2.34
Start Up (Amps)	6.6	6.6	14.2	6.6	6.6	14.2	6.6
Running (Amps)	1.01	1.01	2.58	1.01	1.01	2.58	1.01
Heat Rejection (Watts)***	692	692	623	692	692	623	692

IMPORTANT NOTES:

*Bank of 2 Drawers - 200mm GN pan depth
Bank of 3 Drawers - 100mm GN pan depth

**Energy consumption is tested to EN16825 in 24hrs

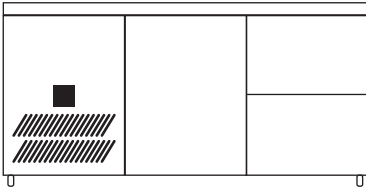
***Evaporating at -10°C in 32°C Ambient

All refrigeration equipment requires adequate ventilation for efficient and effective performance

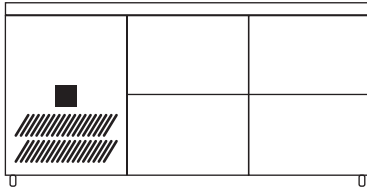
Williams is committed to a policy of continual product development and innovation. As such, we reserve the right to change product specifications stated without prior notice.

COUNTER DRAWER CONFIGURATIONS

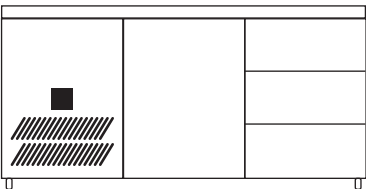
JC2-U12



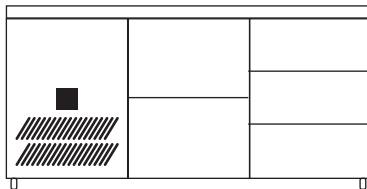
JC2-U22



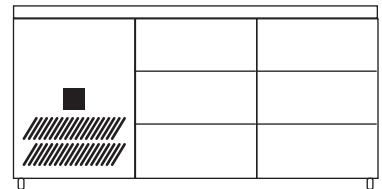
JC2-U13



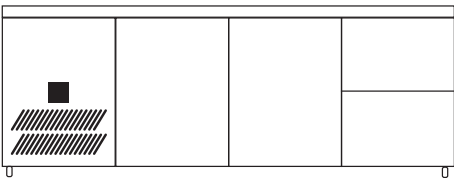
JC2-U23



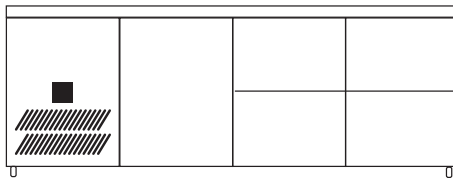
JC2-U33



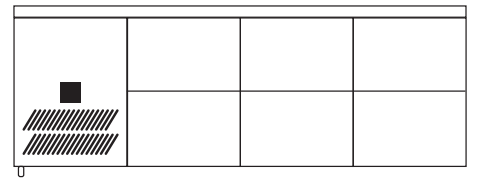
JC3-U112



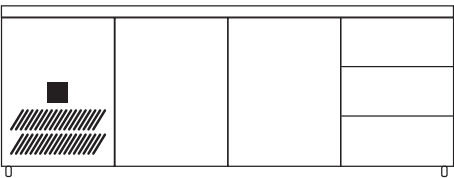
JC3-U122



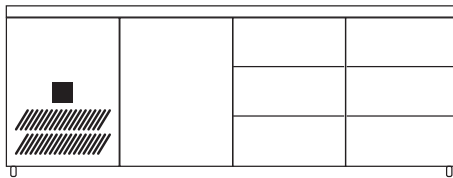
JC3-U222



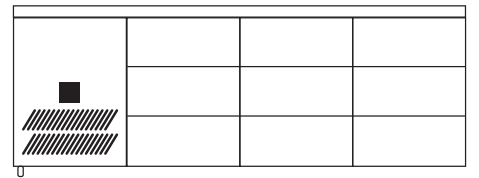
JC3-U113



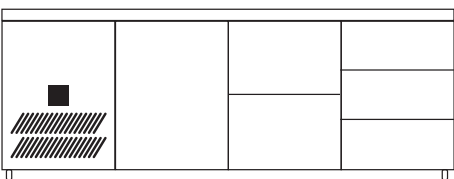
JC3-U133



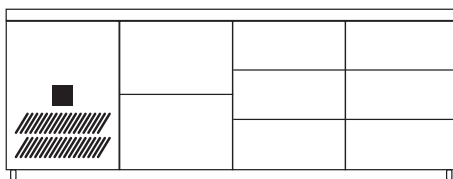
JC3-U333



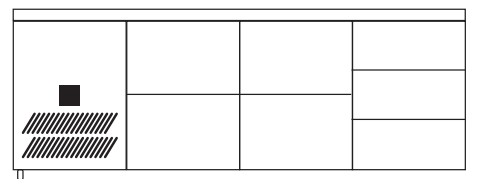
JC3-U123



JC3-U233



JC3-U223



Williams Refrigeration
Bryggen Road,
North Lynn Industrial Estate
King's Lynn, Norfolk. PE30 2HZ

T +44(0) 1553 817 000
Spares: +44(0) 1553 817 017
E info@williams-refrigeration.co.uk
W www.williams-refrigeration.co.uk

