



Model

14lb & 28lb Pedestal Peeler

Product Description

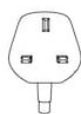
14lb (Pedestal Peeler, 6.3 Kg, 14lb Heavy Duty)

28lb (Pedestal Peeler, 12.6Kg, 28lb Heavy Duty)

Product Code

5P145 (14lb – Low Pedestal) 5P147 (14lb – High Pedestal)

5P285 (28lb – Low Pedestal) 5P287 (28lb – High Pedestal)



(Single Phase Only)

Standard Features

- Powerful direct gear drive motors. The 14lb (6.3kg) and 28lb (12.6kg) models have 0.5hp geared units.
- Low and high (sink height) pedestal models available
- Designed to enable the user to operate, clean and maintain with the minimum of effort
- Motor and gearbox units are housed inside the pedestal therefore no external projections
- The drive between the output shaft of the unit and the drive shaft of the peeler is by means of a flexible coupling which will prevent damage to the motor or gearbox if the machine is accidentally jammed or overloaded
- Top casting removeable without tools so that the rotor plate can be lifted out. Turn on water and whole machine is flushed clean. Cleaning should be carried out on a daily basis.
- Rotor plate bonding is abrasive grit. Inside wall of peeling chamber has patented cast-in abrasive serrations which dispenses with the need for abrasive coating. Consequently, there is less potato loss during both peeling and boiling and the efficiency of the serrations will last the life of the machine.
- All Metcalfe pedestal peelers are available with either single or three phase motors (three phase 6-8 wks lead time)
- All single-phase peelers are supplied with a wall mounted starter which incorporate the 'on' switch, emergency stop, no-volt release, overload protection features and are fitted with a 13amp plug.
- All three phase peelers are supplied with cord ONLY
- Machines fitted with a water inlet and hose connection incorporating an air break. Stop tap can be fitted if required. Provision for fitting water inlet on either side of machine
- Waste outlet screwed 2" BSP female
- Hammer grey painted finish

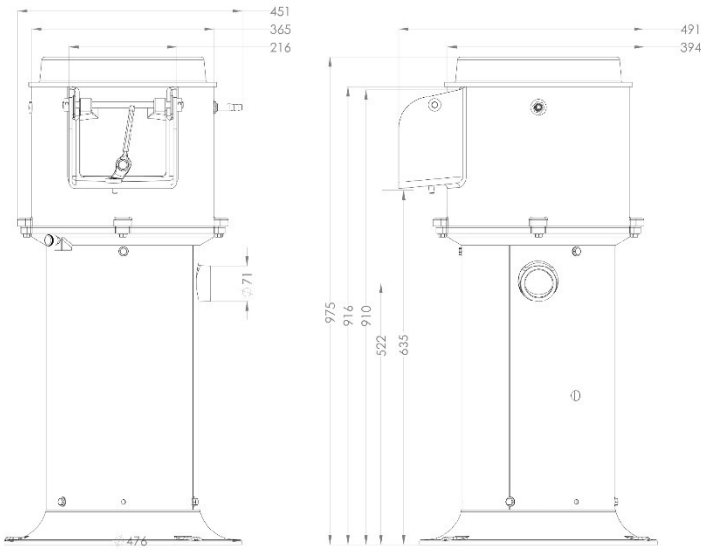
Standard Accessories

2 x Lifting Hook

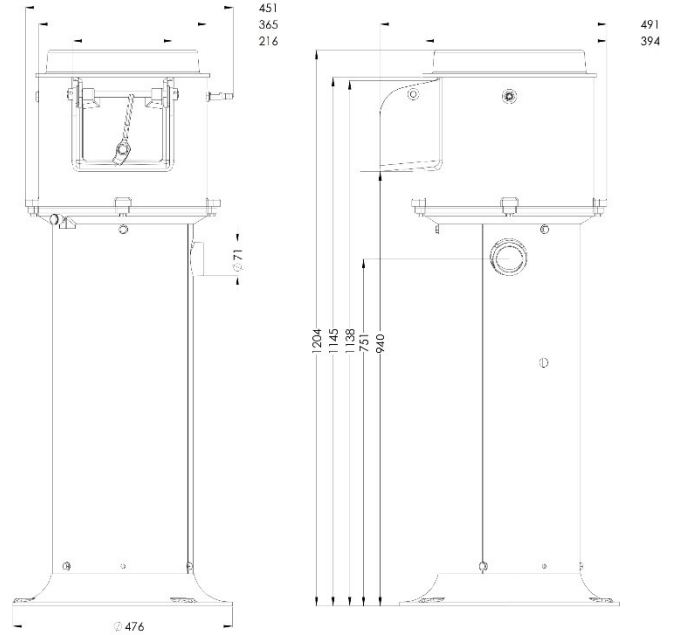
Warranty

Covered by Metcalfe 1-year warranty and full after sales service

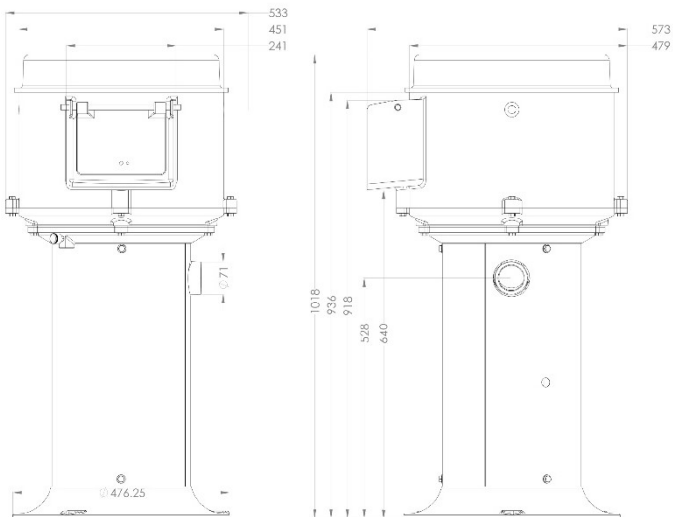
Drawings



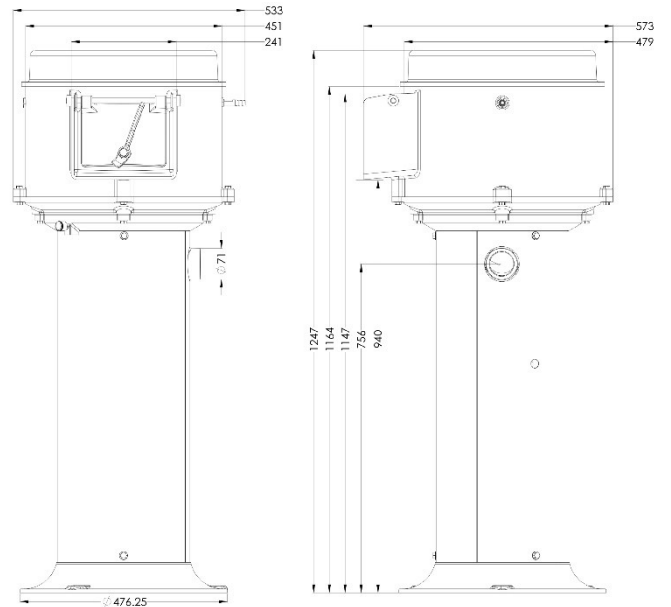
14lb Low Pedestal



14lb High Pedestal



28lb Low Pedestal



28lb High Pedestal

Optional Accessories

Item	Product Code	Item	Product Code
Guarded Discharge Chute (Painted Finish) for 14lb	9P59	Waste Disposal Adaptor (WDA)	9P57
Guarded Discharge Chute (Painted Finish) for 28lb	9P60	Stainless Steel Waste Disposal Adaptor (WDA)	9P82
Filtershield	5FS01	3ft. Length Water Inlet Hose and Tap Connector	9P64
Large External Interceptor	9P27	Type 'AA' Air Gap Tundish	9T25

Specifications


Model	Capacity (Kg)	Phase (Ø)	Motor (Volt)	Frequency (Hz)	AMP (A)	Power (kW) / (hp)
14LB & 28LB	6.3 / 12.6	1	230	50	1.89	0.37 / 0.5
14LB & 28LB	6.3 / 12.6	3	440	50	1.09	0.37 / 0.5

Dimensions | Shipping Information

Model	Overall Dimensions (D x W x H)	Net Weight (Kg)	Packed Dimensions (D x W x H)	Packed Weight (Kg)	Volume (m3)
14LB (Low Ped)	491 x 476 x 975	60	TBC	66	TBC
14LB (High Ped)	491 x 476 x 1204	64	TBC	70	TBC
28LB (Low Ped)	573 x 533 x 1018	67	TBC	73	TBC
28LB (High Ped)	573 x 533 x 1247	71	TBC	77	TBC

We reserve the right to alter the specification and technical details for this item at anytime without prior notice.

©Metcalfe Catering Equipment Ltd

<p>Metcalfe Catering Equipment Ltd Haygarth Park Blaenau Ffestiniog Gwynedd LL41 3PF Tel: 01766 830 456 Fax: 01766 831 170 E-mail: sales@metcalfecatering.com</p>		<p>View our current catalogue visit: www.metcalfecatering.com/brochure Or scan the QR code</p> 
---	--	---