



Model

56SS

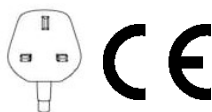
Product Description

56SS (Pedestal Peeler, 25Kg, 56lb Heavy Duty)

Product Code

5P566 (56SS 1 PH – Low Ped) 5P568 (56SS 1PH – High Ped)

5P563 (56SS 3 PH – Low Ped) 5P564 (56SS 3 PH– High Ped)



Standard Features

- The extremely efficient and robust 56SS Peeler is designed for regular high-volume use and enables up to 250kg of potatoes to be prepared every hour.
- Available in a choice of pedestal heights and with the option of an integrated filter basket.
- Featuring a large hopper opening with a robust lip, and simple to use wall mounted controls. To ensure operator safety the control unit also prevents automatic restart in the event of the power being cut.
- The motor wand water inlet both run exceptionally quiet, minimising the impact on the working environment.
- The 56SS is incredibly energy efficient, combined with faster peeling results in significant cost savings. The 1hp motor ensures that performance and reliability are maximised.
- Hygienic brushed stainless-steel finish. Water and waste drain away efficiently from the smooth cylinder base of the machines with the help of large paddles under the peeler plate, which are easy to remove and clean.
- Its solid cast aluminium peeler plate, stainless steel chute and hopper, tough door mechanism combine to offer a long maintenance-free service life
- Single phase machines come supplied with a 3-pin plug, the socket used should be away from any splash area and be accessible with the peeler installed. A dedicated supply to the socket is recommended and it should be protected by a C or D class circuit breaker rated 16amps.
- 3 phase machines should be connected to a 16amp isolator providing at least 3mm separation in all poles. The isolator should be fused at 10amp. The supply to the machine must also be protected by a 30ma RCD (residual circuit breaker)
- Marine voltages available, prices on request.
- 1-year parts and labour warranty

Standard Accessories

2 x Lifting Hook

Warranty

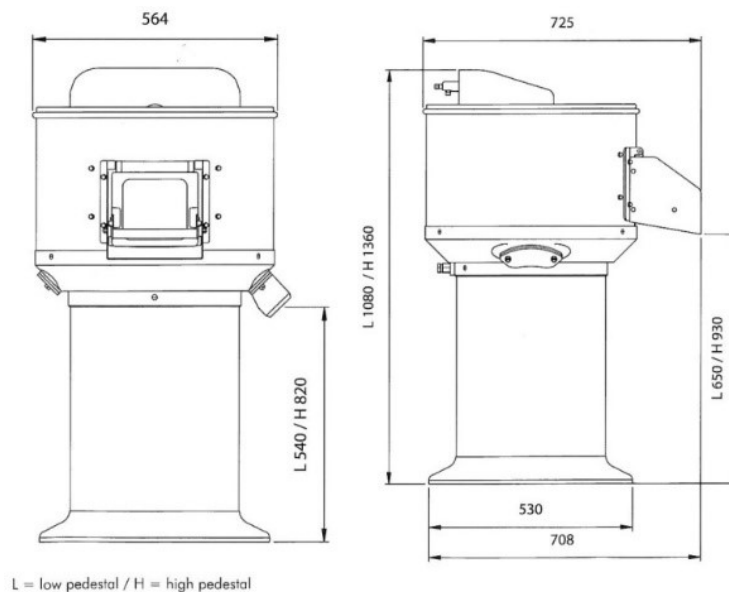
Covered by Metcalfe 1-year warranty and full after sales service

Optional Accessories

| Item | Product Code |
|---------------------------------|--------------|
| Guarded Discharge Chute for GU4 | 9P80 |

| Item | Product Code |
|------------------------------|--------------|
| Waste Disposal Adaptor (WDA) | 9P79 |

Drawing



Specifications


| Model | Capacity (Kg) | Discharge Hight (mm) | Phase (Ø) | Motor (Volt) | Frequency (Hz) | AMP (A) | Power (kW) / (hp) |
|-------------|---------------|----------------------|-----------|--------------|----------------|---------|-------------------|
| 56SS (Low) | 25 | 650 | 1 | 230 | 50 | 2.1 | 0.75 / 1.0 |
| 56SS (High) | 25 | 930 | 1 | 230 | 50 | 2.1 | 0.75 / 1.0 |
| 56SS (Low) | 25 | 650 | 3 | 400 | 60 | 2.1 | 0.75 / 1.0 |
| 56SS (High) | 25 | 930 | 3 | 400 | 60 | 2.1 | 0.75 / 1.0 |

Dimensions | Shipping Information

| Model | Overall Dimensions (D x W x H) | Net Weight (Kg) | Packed Dimensions (D x W x H) | Packed Weight (Kg) | Volume (m3) |
|-------------|--------------------------------|-----------------|-------------------------------|--------------------|-------------|
| 56SS (Low) | 491 x 476 x 975 | 64.5 | 790 x 640 x 1200 | 80 | 0.607 |
| 56SS (High) | 491 x 476 x 1204 | 64.5 | 790 x 640 x 1480 | 80 | 0.748 |
| 56SS (Low) | 573 x 533 x 1018 | 64.5 | 790 x 640 x 1200 | 80 | 0.607 |
| 56SS (High) | 573 x 533 x 124 | 64.5 | 790 x 640 x 1200 | 80 | 0.748 |

We reserve the right to alter the specification and technical details for this item at anytime without prior notice.

©Metcalf Catering Equipment Ltd

| | |
|--|---|
| <p>Metcalf Catering Equipment Ltd</p> <p>Haygarth Park</p> <p>Blaenau Ffestiniog</p> <p>Gwynedd</p> <p>LL41 3PF</p> <p>Tel: 01766 830 456 Fax: 01766 831 170</p> <p>E-mail: sales@metcalfecatering.com</p> | <p>View our current catalogue visit:</p> <p>www.metcalfecatering.com/brochure</p> <p>Or scan the QR code</p>  |
|--|---|