


Other models in this range:
 MF 46 - MF 47 - MF 56
 MF 58 Split - MF 59 Split - MF 68 Split
 MF 69 Split - MF 86 - MF 88 Split

Modular Super-Flake Ice Machine up to 1220 Kg



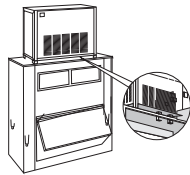
Optional Remote Condenser



Stainless Steel



Electronic Controls



MF 66+UBH1600 (sold separately)



MF 66+RBCSTAND (sold separately)



MF 66+UBH1100 (sold separately)



MF 66+UBH1600 (sold separately)



MF 66+UBH2250 (sold separately)



MF 66+SIS1350 (sold separately)



MF 66+ITS2250 (sold separately)



Features

- Modular Superflake ice machine, production up to 1,220 kg in 24 hours
- Hermetic compressor.
- Choice of air, water or remote air-cooled condensers.
- Stainless steel auger and freezing cylinder (evaporator)
- Equipped with an electronic control board
- Ice breaker made in specially strengthened alloy, allowing for greater extrusion pressure to deliver a dryer-quality of ice (85% dry).
- Long-lasting stainless steel ball-bearings.
- Double protection - electronic rotation sensor and drive coupling - on gear motor and gear reducer
- Low- water sensor protection on refrigeration and gear motor system
- Optical ice level sensor for machine shut down.
- Stainless steel side panels in scotch-brite finish, with rounded corners for enhanced ease of cleaning and aesthetics.
- Side panels are removable on all four sides to ease maintenance and after-sales service operations.
- PS plastic top cover.
- Reduced height to ease installation.
- CFC Free R-404A Refrigerant.

Optional Features (special order):

- UV lamp for bacterial control.
- Anti-scale, anti-algae water filtration system.
- KITCONVMF4656 ice chute cm.150; KICMAREXT0001 ice chute cm. 90
- Infrared ice sensor
- ON/OFF/24h manual switch
- KITTIMERSET01 weekly timer

MF 66 Technologies



	+C° -C°	24h		24h		W D H [WxDxH mm] 1065x698x850
		10°: 10°C [kg]	21°: 15°C [lbs]	10°: 10°C [kg]	21°: 15°C [lbs]	
MF 66 AS		1150	2535	1020	2249	[WxDxH inches] 4115/16"x271/2"x337/16"
MF 66 ASR		1150	2535	1020	2249	
MF66 WS		1220	2690	1170	2579	

[v/Hz/ph]
 400/50/3N

R 404 A



Super-flake ice, extruded just below 0° Celsius, retains only 15-18% of residual water, making it relatively dry and compact.

Residual water content 15%

This product qualifies for the following listings:



2 Years Warranty

Subject to certain limitations and exclusions

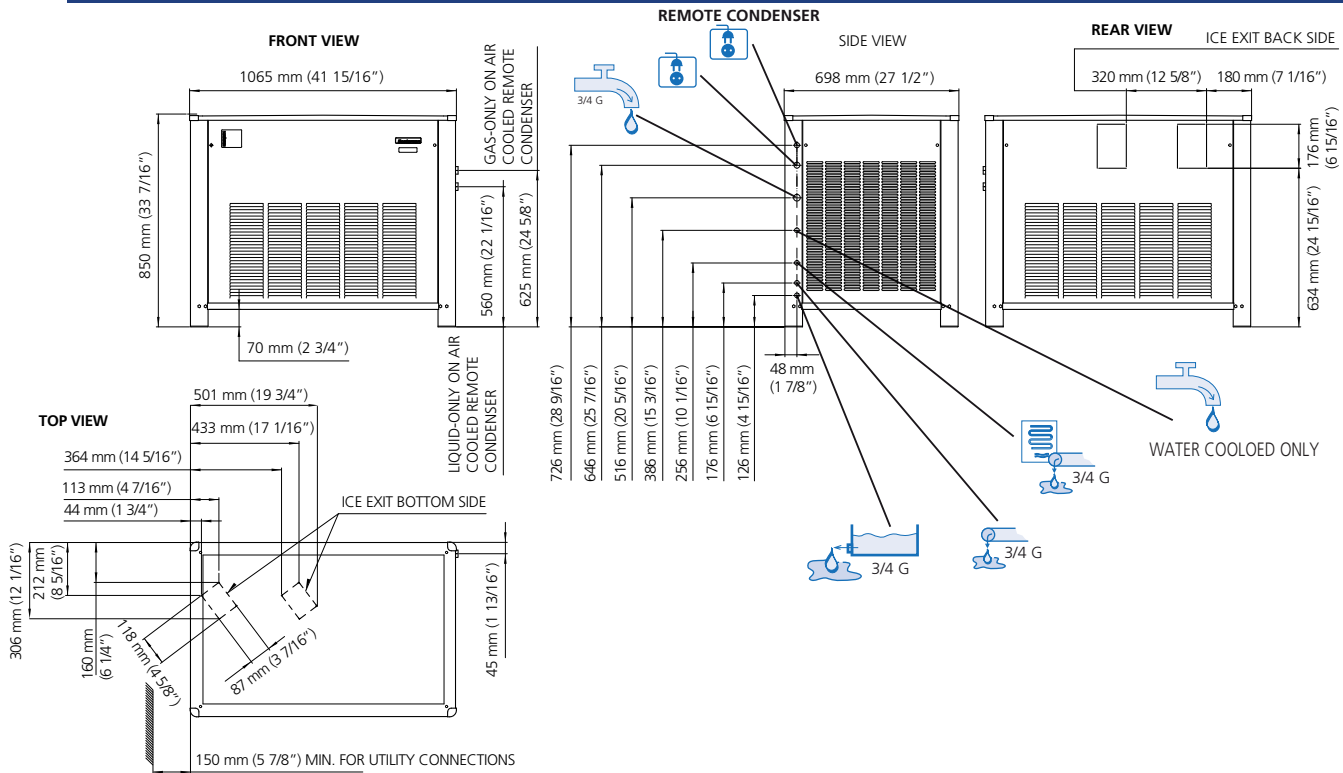
Certified ISO 9001

www.scotsman-ice.it
www.scotsman-ice.com

Models and specifications are subject to change without notice.

Other models in this range:
 MF 46 - MF 47 - MF 56
 MF 58 Split - MF 59 Split - MF 68 Split
 MF 69 Split - MF 86 - MF 88 Split

Modular Super-Flake Ice Machine up to 1220 Kg



MF 66 AIR

°C \ °F	°C				kg
	50°	60°	70°	90°	
10°	1150	1100	1050	950	kg
50°	2535	2425	2315	2094	lbs
21°	1070	1020	970	870	kg
70°	2359	2249	2138	1918	lbs
32°	970	920	870	770	kg
90°	2138	2028	1918	1698	lbs
38°	920	870	820	720	kg
100	2028	1918	1808	1588	lbs

24h

MF 66 WATER

°C \ °F	°C				kg
	50°	60°	70°	90°	
10-38°	1220	1170	1100	900	kg
50-100°	2690	2579	2425	1984	lbs

24h

Minimum		Maximum	
10°C (50°F)	5°C (41°F)	40°C (104°F)	35°C (95°F)
-10%	+10%	1 BAR 14 psi	5 BAR 70 psi

	+C° -C°	[Btu/h] [W]	[Ømm²]	[W]	FUSE	[kWh] - 100 Kg	[l/h]	32°C 90°F 21°C 70°F	[kg] [lbs]	[kg] [lbs]
MF 66 AS		10690 3135	5x2.5	3600	16 A	9,20	36 9,5		179 394	198 436
MF ASR 66		10690 3135	5x2.5	3600	16 A	9,20	36 9,5		160 352	179 394
MF 66 WS		10690 3135	5x2.5	3600	16 A	7,30	416 110		179 394	198 436

IMPORTANT NOTICE:
 Models and specifications are subject to change without notice.
 This spec sheet is meant for commercial purpose only.
 For technical documentation please refer to our service manuals.

www.scotsman-ice.it
www.scotsman-ice.com