
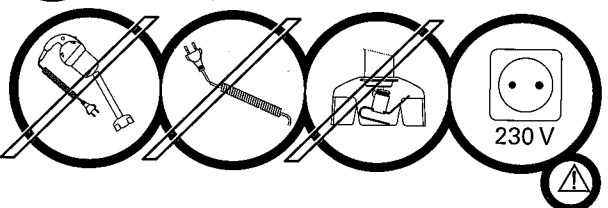


1 First use



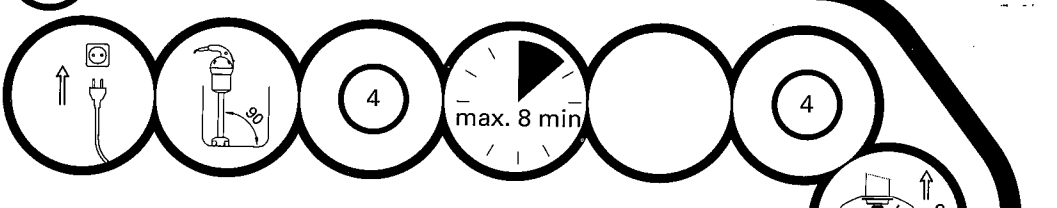
Read this manual and all safety instructions before using the appliance.
Clean the blender shaft, blender foot and blades before use.

2 Before every usage




Check the appliance for damages.
Check the cord for damages.
Check for the blades are properly fixed in position.
Check if your power source is of the same voltage as indicated on the product.

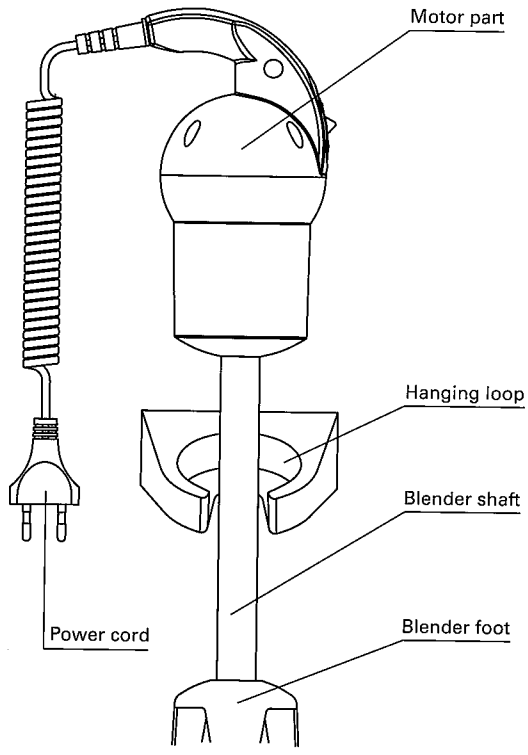
3 Operating



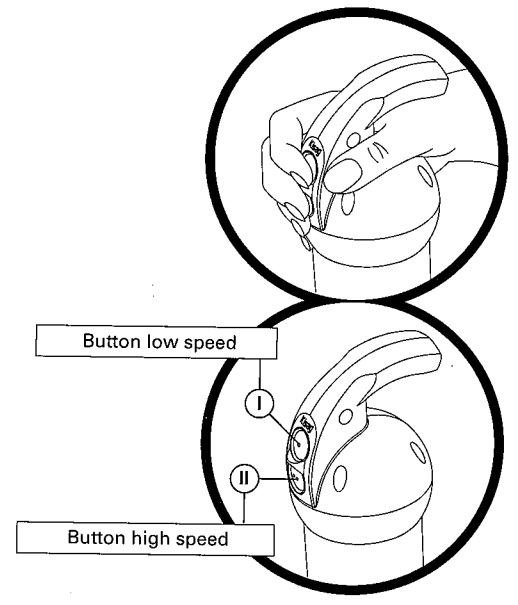
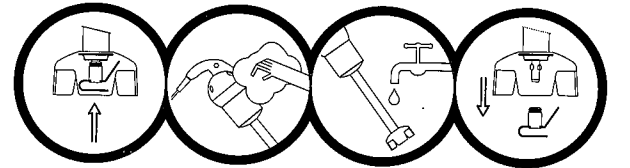
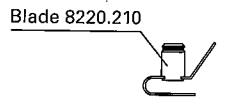
Insert the power plug.
Before turning on the appliance insert the blender in an upright position into the container holding the food to be processed. Never switch on appliance when outside container.
Start appliance as described in point 4.
Never let operate continuously for more than 8 min. at time. Allow the blender to cool afterwards.
Switch off appliance as described in point 4.



After having switched off the hand blender, make sure that the blades stop completely before lifting the appliance out of the food.



Cleaning instructions:
Be sure appliance is unplugged.
Remove the blade from drive shaft wearing an appropriate protective glove. After cleaning the appliance, push the blade on the drive shaft again till the retaining spring engages.
Brush blender shaft, blender foot, and blades thoroughly by using hot drinking water (min. 60°C/140°F) mixed with the usual detergent. Check that food particles are removed completely from any gaps. Rinse thoroughly with warm drinking water afterwards. Never allow water to run onto the motor housing. Leave to dry.
Wipe the motor housing clean with a damp cloth or sponge (soapy water). Never immerse in water and avoid splashing during cleaning.



Turning on and off of the appliance:
Operation: Right-handers take the appliance with the right hand/left-handers take it with the left hand.
Turning on the appliance: Push the button I or II and keep it pressed, the appliance runs with the rotation speed chosen (I = low speed, II = high speed).
Turning off of the appliance: The appliance turns off when releasing the pressed button.

5 Completion of action

