

SAE061BS

COMBI STEAMER FOR GASTRONOMY
6 X 1/1 GN
ELECTRIC WITH BOILER

MANUAL ELECTRONIC CONTROLS
ASSISTED COOKING



325
↑
530
1/1 GN



3.5-inch (LCD - TFT) colour display for displaying your favourite programs, pre-set programs, variable fan speed, automatic washing, menus, and settings.

WHEN TECHNOLOGY REINVENTS THE PAST



QUICK

Broccoli in just 7 minutes.
24 chickens in 30 minutes (Ref. mod.101)



SMALL

Up to 15% less space by miniaturising the components.



EFFICIENT

Energy monitor. VCS Vapor Clean System, new washing system.
Reduction in detergent consumption up to 30% less.



POWERFUL

With up to 20% more power, it also guarantees faster cooking with full loads which are always perfect. The new energy supply systems result in savings of up to 16% less compared to previous models.



ACCURATE

Stable and accurate temperature at all times thanks to the automatic consumption management. Autoclima controls the ideal climate, thus guaranteeing excellent cooking quality at all times.



STURDY

Long Life Component LLC. New long-lasting components.
EMA Easy Maintenance Access to reduce service intervention times.

General data

Capacity	GN	6 x 1/1 GN	Packing dimensions (W x D x H)	mm	990 x 940 x 980
Distance between layers	mm	70	Weight - Net / Gross	kg	120 / 145,3
Meals - Croissants	n°	30 / 80 - 64 / 80	Volume	m ³	0,94
Max. tray load	kg	15	Minimum installation clearance - left side	mm	50
Max. total load	kg	30	Minimum installation clearance - rear side	mm	50
Net external dimensions (W x D x H)	mm	852 x 797 x 775	Minimum installation clearance - right side	mm	500
Maximum external dimensions (W x D x H)	mm	852 x 850 x 820			

Power supply

Total electric power	kW	11,6	Chamber heating output	kW / kcal	11 / -
Consumption	Amp	18	Frequency	Hz	50/60
Power supply voltage	V	3N-AC 400	Differential switch, single-phase frequency converter		RCD cl. B

Water Connection

Cold water inlet	∅ - inch.	3/4	Discharge	∅ - mm	50
Softened water inlet	∅ - inch.	3/4	Minimum water flow	l / min	10
Min. pressure	bar	2	Drainage slope		4°
Max. pressure	bar	5			

Water quality

Water hardness for steam generation connection	°dh / ppm	6° / 9° fH	NH ₂ Cl (monochloramine)	mg / l	0,2
pH value	Ph	> 7,5	Max. cold water temperature	°C	30
Cl (chloride) - max	mg / l	30 mg/l max	Max. softened water temperature	°C	50
Cl ₂ (free chlorine)	mg / l	0,1 mg/l max	Electrical conductivity	µs	50 - 200
Fe (iron)	mg / l	0,1 mg/l max			

Emissions

Latent heat	W / kW	2088	Max. liquid discharge temperature	°C	85
Sensitive heat	W / kW	1392	Noisiness	db	< 50

Special voltages and frequencies on request.

COOKING MODES

- AUTOMATIC WITH 95 TESTED AND STORED COOKING PROGRAMMES, INCLUDING PROGRAMMES FOR REHEATING ON THE PLATE OR IN THE PAN.
- PROGRAMMABLE WITH THE ABILITY TO STORE 99 COOKING PROGRAMMES IN AUTOMATIC SEQUENCE (UP TO 9 CYCLES), ASSIGNING A NAME AND DEDICATED ICON.
- MANUAL MODE WITH THREE COOKING MODES AND INSTANT COOKING START: CONVECTION FROM 30°C TO 300°C, STEAM FROM 30°C TO 130°C, COMBINATION CONVECTION + STEAM FROM 30°C TO 300°C.
- RAPID SELECTION OF FAVOURITE PROGRAMS USING SCROLL & PUSH, WITH THE DEDICATED SCROLLER.
- AUTOCLIMA® - SYSTEM THAT AUTOMATICALLY MANAGES THE PERFECT CLIMATE IN THE COOKING CHAMBER.
- FAST-DRY BOOSTED® - AUTOMATIC SYSTEM FOR QUICK DEHUMIDIFICATION OF THE COOKING CHAMBER.

OPERATION

- LED HVS (HIGH VISIBILITY SYSTEM) ALPHANUMERIC DISPLAY TO DISPLAY THE TEMPERATURES, AUTOCLIMA, TIME AND CORE TEMPERATURE.
- 3.5-INCH (LCD - TFT) COLOUR DISPLAY FOR DISPLAYING YOUR FAVOURITE PROGRAMS, PRE-SET PROGRAMS, FAN, AUTOMATIC WASHING, MENUS AND SETTINGS.
- SCROLLER KNOB WITH SCROLL AND PUSH FUNCTION FOR CONFIRMING CHOICES.
- LED BARS TO SIGNAL THAT THE TEMPERATURE, TIMER AND PROBE TEMPERATURE ARE ACTIVATED.
- MANUAL PRE-HEATING.
- COOL DOWN FUNCTION FOR THE RAPID FAN-COOLING OF THE COOKING CHAMBER.
- AUTOMATIC RESUMPTION OF COOKING IN CASE OF A POWER FAILURE.
- RAPID COOLING WITH POSSIBLE INJECTION OF WATER INTO THE COOKING CHAMBER.
- MANUAL HUMIDIFIER.
- ACOUSTIC AND VISUAL SIGNALLING DURING THE VARIOUS STAGES OF COOKING, WITH A FLASHING LIGHT AT THE END OF THE CYCLE.
- USER INTERFACE WITH A CHOICE OF 29 LANGUAGES.
- POSSIBILITY TO VIEW AND MODIFY THE RECIPE AT ANY TIME.

CONTROL MECHANISMS

- AUTO REVERSE (AUTOMATIC REVERSE OF FAN ROTATION) FOR PERFECT COOKING UNIFORMITY.
- EASY ACCESS TO PROGRAMMABLE USER PARAMETERS TO CUSTOMISE THE APPLIANCE THROUGH THE USER MENU.
- AUTOMATICALLY REGULATED STEAM CONDENSATION.
- ABILITY TO CHOOSE UP TO 6 FAN SPEEDS; THE FIRST 3 SPEEDS AUTOMATICALLY TRIGGER A REDUCTION IN HEATING POWER. FOR SPECIAL COOKING METHODS, YOU CAN USE AN INTERMITTENT SPEED.
- TEMPERATURE CONTROL AT THE PRODUCT CORE USING PROBE WITH 4 DETECTION POINTS.
- MULTIPOINT CORE PROBE FIXED, Ø 3 MM.
- CORE PROBE CONNECTION THROUGH A CONNECTOR OUTSIDE OF THE COOKING CHAMBER (OPTIONAL).
- USB CONNECTION TO DOWNLOAD HACCP DATA, UPDATE SOFTWARE AND LOAD/DOWNLOAD COOKING PROGRAMMES.
- POSSIBILITY OF SETTING COMBI SWITCH-OFF AT THE END OF THE AUTOMATIC WASH PROGRAM.
- PRE-CONFIGURED SN ENERGY OPTIMISATION SYSTEM (OPTIONAL).
- SERVICE PROGRAM: TESTING THE OPERATION OF THE ELECTRONIC BOARD - DISPLAY OF THE TEMPERATURE PROBES - COUNTER FOR OPERATING HOURS OF ALL PRIMARY FUNCTIONS FOR PROGRAMMED MAINTENANCE.
- SELF-DIAGNOSIS BEFORE STARTING TO USE THE EQUIPMENT, WITH DESCRIPTIVE AND AUDIBLE SIGNALLING OF ANY ANOMALIES.
- LOW CONSUMPTION LED COOKING CHAMBER LIGHTING. OPTIMAL VISIBILITY IN ALL POINTS OF THE COOKING CHAMBER. NEUTRAL LIGHT THAT DOESN'T ALTER THE ORIGINAL COLOURS OF THE PRODUCT.
- ECOVAPOR - WITH THE ECOVAPOR SYSTEM, THERE IS A NET REDUCTION IN WATER AND ENERGY CONSUMPTION DUE TO THE AUTOMATIC CONTROLS OF THE STEAM SATURATION IN THE COOKING CHAMBER.
- INTELLIGENT ENERGY SYSTEM - BASED ON THE QUANTITY AND TYPE OF PRODUCT, THE OVEN OPTIMISES AND CONTROLS THE ENERGY OUTPUT, MAINTAINING THE BEST COOKING TEMPERATURE AND AVOIDING FLUCTUATIONS.

CONSTRUCTION

- FULL AISI 304 COMBI.
 - COOKING CHAMBER IN 1 MM THICK 18/10 AISI 304 STAINLESS STEEL WITH LONG FULLY ROUNDED EDGES FOR BEST AIR FLOW AND EASIER CLEANING.
 - PERFECTLY SMOOTH, WATERTIGHT CHAMBER.
 - DOOR WITH REAR VENTILATED DOUBLE TEMPERED GLASS WITH AIR CHAMBER AND INTERIOR HEAT-REFLECTING GLASS FOR LESS HEAT RADIATION TOWARDS THE OPERATOR AND GREATER EFFICIENCY.
 - INTERNAL GLASS THAT FOLDS TO OPEN FOR EASY CLEANING.
 - PUSH-TO-CLOSE DOOR AND HANDLE WITH RIGHT OR LEFT OPENING.
 - ADJUSTABLE HINGE FOR OPTIMAL SEAL.
 - DEFLECTOR THAT CAN BE OPENED FOR EASY FAN COMPARTMENT CLEANING.
 - NEW PUSH-IN ADAPTABLE DOVE-TAIL JOINT SEAL FOR OVEN FRONT PANEL MADE WITH HEAT AND AGE RESISTANT SILICON RUBBER, EASY TO REPLACE.
 - NEW OVEN DRAIN WITH BUILT-IN AIR GAP IN ACCORDANCE WITH STANDARD EN61770.
 - BUILT-IN DOOR DRIP TRAY COLLECTING THE CONDENSATE INTO THE OVEN DRIP TRAY; THEN INTO THE OVEN DRAIN.
 - FRONT REMOVABLE CONTROL PANEL FOR EASY SERVICING.
 - TWO WATER INLETS (SOFT AND COLD WATER).
 - COMPACT BRUSHLESS MAGNETIC DRIVE MOTORS.
 - SOLID STATE RELAY FOR POWER OPTIMISATION AND MODULATION.
 - BOTTOM SIDE PLINTH WITH MAGNETIC COUPLING FOR EASY CLEANING AND MAINTENANCE.
 - FORCED VENTILATION ELECTRONICS COOLING SYSTEM WITH STAINLESS STEEL MICRO-EXPANDED MESH PROTECTIVE FILTER, EASY TO REMOVE AND DISHWASHER SAFE.
 - LONG LIFE COMPONENT LLC - USE OF NEW LONG-LASTING COMPONENTS.
-

ELECTRICAL OPERATION

- COOKING CHAMBER HEATING SYSTEM WITH ARMoured HEATING ELEMENTS IN INCOLOY 800 STAINLESS STEEL.

STEAM GENERATION - INDIRECT (WITH STEAM GENERATOR)

- NEW HIGH-PERFORMANCE FULLY INSULATED STEAM GENERATOR IN AISI 304 STAINLESS STEEL.
- STEAM GENERATOR HEATING ELEMENTS OF ARMoured INCOLOY 800 TYPE.
- AUTOMATIC BOILER PRE-HEATING.
- DAILY AUTOMATIC BOILER DRAINING AND RINSING, TEMPERATURE OF DRAINED WATER BELOW 60°C.
- ALARM IN CASE OF BOILER DE-SCALING REQUIRED.
- BOILER SEMI-AUTOMATIC DE-SCALING PROGRAM.
- CAL-OUT SYSTEM TO PREVENT SCALE BUILD-UP WITHIN THE BOILER, AS STANDARD.

SAFETY FEATURES

- COOKING CHAMBER TEMPERATURE LIMITER.
- COOKING COMPARTMENT SAFETY DEVICE FOR PRESSURE BUILT-UP AND DEPRESSION.
- FAN MOTOR THERMIC PROTECTION.
- DOOR OPEN/CLOSED ELECTRONIC SENSOR.
- ELECTRONIC CONTROL FOR LACK OF WATER ALARM.
- SELF-DIAGNOSIS WITH SMART ERROR VIEWING.
- VENTILATED COMPONENT COOLING SYSTEM WITH ELECTRONICALLY CONTROLLED OVER-TEMPERATURE DISPLAY.
- STEAM GENERATOR TEMPERATURE LIMITER.
- AUTOMATIC ELECTRONIC CONTROL OF WATER LEVEL IN THE STEAM GENERATOR DURING FILLING AND DRAINING.
- BOILER PROBE TO CHECK BOILER COMPLETELY EMPTY.
- FAN MOTOR BRAKE.
- MAXIMUM EXTERNAL DOOR FRONT TEMPERATURE OF 65°C.
- COMPLIES WITH NATIONAL AND INTERNATIONAL STANDARDS FOR SAFE OPERATION IN CASE OF USE WITHOUT DIRECT OPERATOR SUPERVISION - IEC 60335-1 / IEC 60335-2-42.
- MAXIMUM LAST TRAY SHELF HEIGHT 160 CM USING THE MODEL'S SPECIFIC SUPPORT.
- IN CASE OF A POWER FAILURE DURING WASHING, HYGIENE IS ALWAYS GUARANTEED INSOFAR AS THE WASHING CYCLE IS AUTOMATICALLY RESUMED.

CLEANING AND MAINTENANCE

- VCS - VAPOR CLEAN SYSTEM. NEW AUTOMATIC WASHING SYSTEM WITH VAPORISATION OF THE DETERGENT IN THE COOKING CHAMBER. ALLOWS A SIGNIFICANT REDUCTION IN DETERGENT CONSUMPTION UP TO 30% (PATENT PENDING).
INTERNAL HOUSING FOR DETERGENT CARTRIDGE WITH AUTOMATIC DISPENSING (COMBICLEAN CDL05, LIQUID DETERGENT, IN 100% RECYCLABLE CARTRIDGES).
SUPPLIED WITH 1 CARTRIDGE OF LIQUID DETERGENT CDL05 - 990 GR.
- CALOUT DESCALING SYSTEM THAT PREVENTS THE FORMATION AND ACCUMULATION OF LIMESCALE IN THE STEAM GENERATOR. INTERNAL HOUSING FOR DESCALER CARTRIDGE WITH AUTOMATIC DISPENSING (CALFREE CCF05 LIQUID DESCALER, IN 100% RECYCLABLE CARTRIDGES).
SUPPLIED WITH 1 CARTRIDGE OF LIQUID DESCALER CCF05 - 990 GR.
- WMS - WASH MANAGEMENT SYSTEM. SYSTEM ALLOWING WASHING PROGRAMMES TO BE PLANNED BASED ON COMBI USE.
- EMA - EASY MAINTENANCE ACCESS. EASY ACCESS FOR MAINTENANCE OF THE APPLIANCE FROM THE BOTTOM FRONT PART AND RIGHT-HAND SIDE.
- 7 AUTOMATIC WASHING PROGRAMMES WITHOUT THE NEED FOR OPERATOR INPUT AFTER START-UP: MANUAL - RINSE - FAST - SOFT - MEDIUM ECO - HARD ECO - GRILL.
- "FAST" ULTRA-FAST WASHING IN 10'. MINIMUM INTERRUPTIONS TO THE WORK CYCLE AND CONSISTENTLY OPTIMAL CLEANING.
- MANUAL CLEANING SYSTEM WITH RETRACTABLE HAND-HELD SHOWER.
- EASY EXTERNAL CLEANING THANKS TO PERFECTLY SMOOTH SURFACES IN STAINLESS STEEL AND GLASS AND IPX5 PROTECTION AGAINST WATER SPLASHES.

INSTALLATION & ENVIRONMENT

- 100% RECYCLABLE PACKAGING.
- LCP - LIFE CYCLE PERSPECTIVE: CO2 CONSUMPTION - 380KGCO2 EQ/YEAR. THE CALCULATION WAS PERFORMED TAKING MOD. _E101B (MODEL WITH STEAM GENERATOR), TAKING INTO ACCOUNT A HYPOTHETICAL RESTAURANT USE AND CONSIDERING 8 HOURS A DAY FOR 3.5 DAYS A WEEK, FORTY-EIGHT DAY PER YEAR.
- PRODUCT RECYCLING RATE 90%.
- QUALITY ISO 9001 / SAFETY ISO 45001 / ENVIRONMENTAL ISO 14001 CERTIFICATION.
- IT IS RECOMMENDED TO HAVE THE EQUIPMENT INSTALLED BY LAINOX ACCREDITED SERVICE CENTERS.
- OPERATION WITHOUT ADDING THE WATER SOFTENER AND DESCALER.
- IT IS RECOMMENDED TO HAVE PERIODIC MAINTENANCE CARRIED OUT BY A LAINOX SERVICE CENTER IN ACCORDANCE WITH THE MANUFACTURER'S RECOMMENDATIONS AND AS STATED IN THE MAINTENANCE MANUAL AND WARRANTY.
- COMPLIES WITH ENERGY STAR PARAMETERS. PUBLICATION ON WWW.ENERGYSTAR.GOV

STANDARD EQUIPMENT

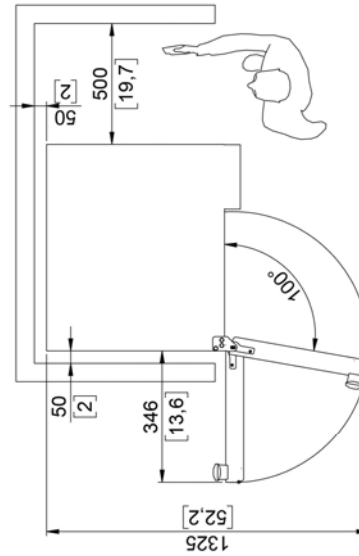
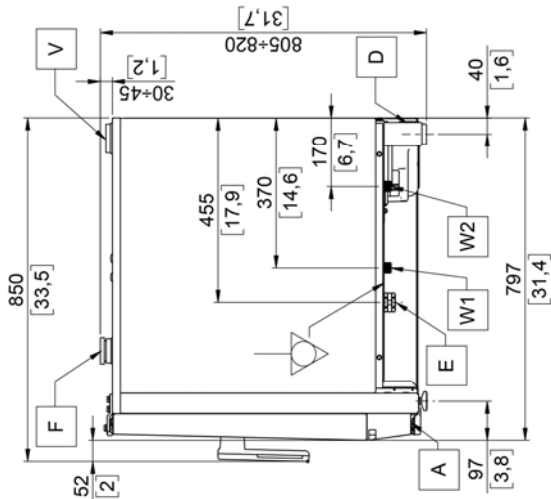
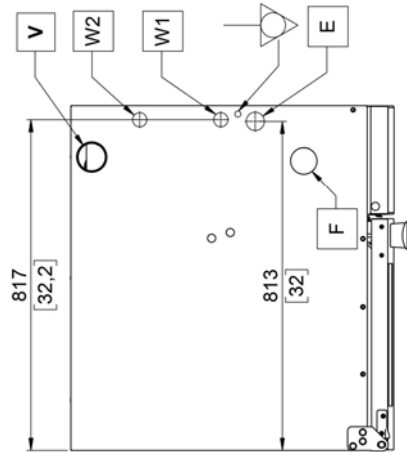
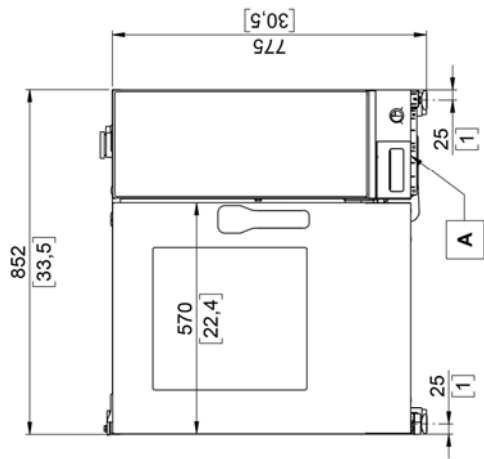
- AUTOMATIC CLEANING SYSTEM VCS - SUPPLIED WITH 1 LIQUID CLEANSER CARTRIDGE CDL05, 990 GR.
 - CALOUT DESCALING SYSTEM SUPPLIED WITH ANTI-SCALE PRODUCT
 - MULTIPOINT CORE PROBE Ø 3 MM. FIXED PROBE
 - BUILT-IN AND RETRACTABLE HAND SHOWER WITH TAP
 - USB CONNECTION
 - SIDE RUNNERS
 - ELECTRICAL CABLE - LENGTH 3 MT
 - 6 SPEED FAN
-

OPTIONAL - TO BE REQUESTED WHEN ORDERING OVEN

- **KSCB0**: PRE-CONFIGURATION FOR QUICK CONNECTION FOR CORE PROBE VIA EXTERNAL CONNECTOR. MULTIPOINT CORE PROBE Ø 3 MM INCLUDED
- **NPS**: RIGHT HINGED DOOR
- **APDS**: DOUBLE RELEASE DOOR OPENING
- **SN**: EXTRA CHARGE FOR ENERGY SAVING SYSTEM CONNECTION. ELECTRIC MODELS ONLY
- **NPK**: CONFIGURATION FOR CONNECTION TO EXTRACTION HOOD
- **SSB061**: EXTRA CHARGE FOR REMOVABLE RACK SBE061 + COMPULSORY FRAME BTL011
- **SSB564**: EXTRA CHARGE FOR PASTRY VERSION REMOVABLE RACK SBE564 + COMPULSORY FRAME BTL011
- **SPP564**: EXTRA CHARGE FOR SHELF RACKS - EN (600 X 400) VERSION - BGP564
- **DSP**: DISPLAY-CONTROL PANEL PROTECTION
- **MK061B**: MARINE VERSION KIT
- **BGRT061**: CHICKEN GRILL KIT PROFESSIONAL

EXTRA ACCESSORIES THAT CAN BE INSTALLED FOLLOWING PURCHASE

- **KSCBA**: PRE-CONFIGURATION FOR QUICK CONNECTION FOR CORE PROBE VIA EXTERNAL CONNECTOR - PROBE NOT INCLUDED. INSTALLATION BY AUTHORISED TECHNICIAN
 - **KSC004R**: MULTIPOINT CORE PROBE Ø 3 MM.
 - **KSC180**: MULTIPOINT CORE PROBE FOR LARGE ITEMS Ø 3 MM, PIN LENGTH 180 MM.
 - **KSA001**: NEEDLE CORE PROBE Ø 1 MM.
 - **BAP061**: STAINLESS STEEL HEAT SHIELD FOR THE UNIT SIDE PANEL
 - **ICFX01**: FAT FILTER
 - **KTS011**: DOORS AND REAR SIDE WALLS-KIT TO TRANSFORM STAND MODEL BSP011 INTO MODEL BSC011
 - **KTS110**: DOORS AND REAR SIDE WALLS-KIT TO TRANSFORM STAND MODEL BSK011 INTO MODEL BSC110
 - **BSR011**: FLOOR STAND IN FULL AISI 304 STAINLESS STEEL - WITH SHELF
 - **BSA011**: STAINLESS STEEL FLOOR STAND. FULL AISI 304
 - **BSP011**: FLOOR STAND IN FULL AISI 304 STAINLESS STEEL - WITH TRAY RUNNERS - 1/1 GN
 - **BSC011**: CABINET IN FULL AISI 304 STAINLESS STEEL - WITH DOORS AND SIDE RUNNERS - 1/1 GN
 - **BSK011**: FLOOR STAND IN FULL AISI 304 STAINLESS STEEL - WITH TRAY RUNNERS - FOR OVEN WITH HOOD - 1/1 GN
 - **BSC110**: CABINET IN FULL AISI 304 STAINLESS STEEL - WITH DOORS AND SIDE RUNNERS - FOR OVEN WITH HOOD - 1/1 GN
 - **MCR031E**: STATIC HOLDING CABINET AND SLOW COOKING - WITH CORE PROBE
 - **MCR051E**: STATIC HOLDING CABINET AND SLOW COOKING - WITH CORE PROBE
 - **BKC011**: EXTRACTION HOOD WITH AIR-COOLED CONDENSER. AVAILABLE ONLY FOR PREARRANGED OVENS
 - **BKC011F**: FLAT EXTRACTION HOOD WITH AIR COOLED CONDENSER. ELECTRIC MODELS ONLY. AVAILABLE ONLY FOR PREARRANGED OVENS
 - **CCE**: COLLECTOR FOR EXTERNAL CONNECTION - Ø 150 MM
 - **SBE061**: REMOVABLE RACK - TO BE USED WITH COMPULSORY FRAME - GN VERSION
 - **SBE564**: REMOVABLE RACK - TO BE USED WITH COMPULSORY FRAME - EN (600 X 400) VERSION
 - **BGP564**: PAIR OF SHELF RACKS - EN (600 X 400) VERSION
 - **BRP04**: CASTER KIT FOR FLOOR STANDS AND CABINETS, 2 WITH BRAKE - NOT COMPATIBLE WITH THE USE OF REMOVABLE RACKS - HEIGHT INCREASE + 83 MM. FOR BSR - BSC - BSK - BSP MODELS
-



D	Ø50 [2]
G	-
S1	-
S2	-
S3	-
S4	-
V	Ø72 [2,9]
W1	G 3/4"
W2	G 3/4"

Dimensions: Millimeters [inches]

	A	D	E	F	G	S1	S2	S3*	S4*	V	W1	W2
Technical compartment cooling air intake					Gas inlet				Steam generator fumes exhaust			
Liquid discharge					Cooking chamber fumes exhaust				Steam vent and cooking chamber pressure drop safety device			
Electric power supply cable inlet					Cooking chamber fumes exhaust				Water inlet			
Cooking chamber air intake					Steam generator fumes exhaust				Softened water inlet			

* For model with steam generator

The data reported in this document is to be considered non-binding. The company reserves the right to make changes at any time, without prior notice

