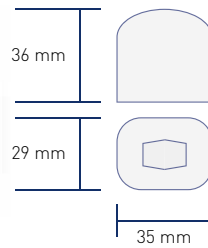


Self-contained Ice Cubers - SDE Range

The new Simag SDE series has been developed to have increased production capacity whilst using less water and power. This has been achieved by re-designing the evaporator and refrigerant circuit and with the use of Cubigel compressors.

FEATURES

- High grade 441 stainless steel bodywork - scotch brite
- Air cooled; water cooled available (P.O.A)
- Vertical spray system
- Main switch (ON-OFF)
* SDE18 on/off is incorporated into the thermostat
- Built-in cleaning system
- Easily accessible components
- Low power and water consumption
- Optimum ratio between ice production and bin capacity
- Cubes 21g
- Refrigerant -
R134a (SDE18 - SDE84),
R404a (SDE100 - SDE220)

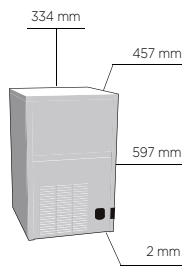


SDE24

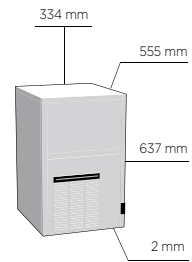


High Efficiency

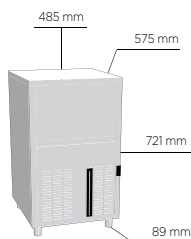
441 STAINLESS STEEL



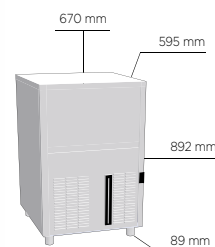
SDE34



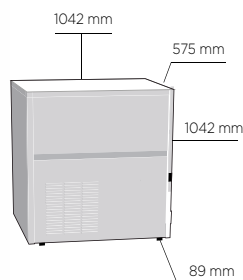
SDE50



SDE84



SDE220



MODEL	PRODUCTION / 24HRS (kg)	STORAGE (kg)	NO. OF CUBES	EXT. DIMENSIONS (H x W x D mm)	POWER SUPPLY	POWER CONSUMPTION	WEIGHT (kg)	RRP
SDE18	18	4	860	554 x 334 x 457	13amp	280W	28	
SDE24	24	6	1140	599 x 334 x 457	13amp	310W	28	
SDE30	30	6	1420	599 x 334 x 457	13amp	380W	28	
SDE34	32	10	1600	639 x 334 x 555	13amp	360W	40	
SDE40	38	12	1800	726 x 377 x 555	13amp	350W	40	
SDE50	47	17	2200	810 x 485 x 575	13amp	430W	45	
SDE64	63	20	3000	905 x 485 x 575	13amp	580W	48	
SDE84	82	30	3900	981 x 670 x 595	13amp	620W	63	
SDE100	100	30	4760	981 x 670 x 595	13amp	620W	63	
SDE170	171	50	8140	981 x 1042 x 575	13amp	1200W	94	
SDE220	215	68	10240	1131 x 1042 x 575	20amp	2000W	131	

