



MODEL: **WS1-D**

# BASIX

manufactured by **MECHLINE**

BaSix WS1 Hand Wash Station with a pair of CaterTap 3-inch DOME taps

**Dimensions:** O/D: 355 x 320 x 195mm Bowl: 255 x 278 x 110mm deep

**Manufacturer:** Mechline Developments Limited.

**Brand:** BaSix.

**Model Range:** WS1

**Controls:** Dome.

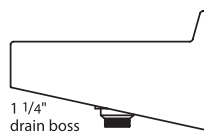
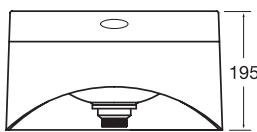
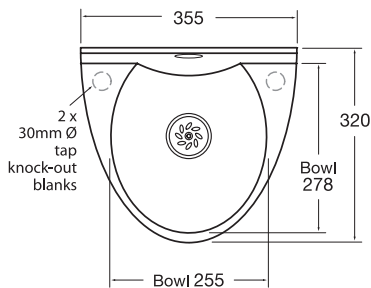
**Tap Type:** CaterTap 3-inch Dome.

**Accreditation:** WRAS.



## FEATURES & BENEFITS

- Range of hygienic hand washing solutions.
- Helps operations meet their requirement to provide hand-washing stations on site.
- Good and safe habits are more easily followed and enforced.
- Engineered from a single-piece, moulded high-grade polycarbonate ABS plastic.
- Strong & durable with no sharp edges.
- SaniTru® antimicrobial additive embedded in the basin material resists mould, mildew & grime to provide a cleaner surface.
- Eco-friendly the WS1 can be fully recycled & has lower embedded energy costs than traditional stainless steel basins.



## MAINTENANCE & CLEANING

**Cleaning chrome:** Do not use abrasive, chlorine or acid-based cleaning products. Avoid contact with concentrated bleach.

Clean with soapy water using a cloth or sponge.

Dimensions are in millimeters. If a CAD file is required please visit [www.mechline.com](http://www.mechline.com).



MECHLINE DEVELOPMENTS LIMITED

Tel: +44 (0)1908 261511 | Email: [info@mechline.com](mailto:info@mechline.com) | Web: [www.mechline.com](http://www.mechline.com)